

2026 Keuring Booklet



KWPN NORTH AMERICA

Table of Contents

General Information

Classes and Fees.....

General Information.....

Breeding Directions.....

General requirements.....

Handlers/riders.....

Attire and equipment.....

Inspection Information

Linear Traits and Scoring.....

Young Horse Classes: Foals, Weanlings and Two-Year-Olds.....

Studbook Inspections.....

 Arena for Free movement and free jumping.....

 Dressage Inspection, IBOP and DG Bar Cup.....

 Jumper/Hunter Inspection, IBOP and Global Equine Sires Cup.....

 Gelders Inspection, Riding IBOP and Driving IBOP.....

 Harness Inspection, IBOP, KWPN Fine Harness Cup.....

 Tables and Diagrams Conversion Table - Heights and Distances.....

 Predicates.....

 Diagrams and Tests Dressage IBOP and Tests, Dressage Arena Diagram.....

 Jumping IBOP Course, Free Jumping/GES Cup Arena.....

 Gelders: Dressage, Jumping and Driving Tests.....

 Harness: Arena Diagram and Individual Driving Test.....

Stallion Approval Procedures - Updates coming soon

Prerequisites.....

The Approval Process and Components.....

Stallion Approvals Competition requirements.....

Radiograph and Semen classifications.....

Advice Keuring for Stallions two and older.....

First round for Stallions three and older.....

Second round for Stallions three and older.....

Evaluations of offspring and Dam.....

Licensed Status and Performance testing.....

Circuit 1 – August 31 – September 8, 2026

Judges: Bart Henstra and Luuk Smetsers

Circuit 2 – August 31 – September 7, 2026

Judges: Floor Dröge and Stan Creemers

Harness Horse Keurings:

Pennsylvania: August 28 & 29, 2026

Indiana: September 4 & 5, 2026

Judges are Viggon van Beest and TBA

Entry due date is August 10, 2026

Stallion for Approval or Advice: riding type stallions may be presented at any location of sufficient quality and able to accommodate stallions safely. New sites will be determined on a case-by-case basis. Harness stallions may be inspected at either Harness Horse Keurings.

Young horses (foals, yearlings and 2 YO's do not have to have DNA on file in order to be presented. However, any horse going for STB must have DNA on file.)

Keuring program: A keuring program will be available online.

The KWPN-NA reserves the right to:

- Limit Entries at any keuring.
- Cancel any Keuring where entries are insufficient.
- Amend the Class Schedule due to delays in travel or other unavoidable incidences.
- Refuse Admittance to anyone. Proper attire is required. No open-toed shoes are allowed for owners, handlers or spectators.

Please check with the KWPN-NA office or your keuring host for any schedule changes.

Entries will not be accepted without signed entry and liability release.

Handlers/riders/ring crew must sign release!

KWPN-NA

Phone: 859-225-5331

Fax: 859-554-0366

4037 Iron Works Parkway Suite 140
Lexington, KY 40511

Email: office@KWPN-na.org

Web: www.KWPN-na.org



Sponsor Keuring Championships

Classes and Fees

Riding/Gelders Horses

Young Horse Inspections for Premiums

(For Foalbook, Register A & B young horses)

Foals and Weanlings	\$75
Yearlings	\$75
Two-Year olds	\$75

(including colts not for approval)

Geldings and Stallions (not for approval)

(For Foalbook, Register A & B geldings and stallions)

Inspection for Studbook and Ster	\$100
Reg. B Inspection (ineligible for STB/Ster)	\$75
Re-Evaluation for Ster	\$75

Mares for Studbook, Ster and Keur

(For Foalbook, Register A, and Erkend Mares)

Foalbook and Register A mares	\$200
Reg. B Inspection (ineligible for STB/Ster)	\$100
Studbook Mare re-evaluation for Ster	\$100
Keur Conformation class for Ster Mares	\$50

Stallions (for licensing/approval)

(For Foalbook, Register A & B, and Erkend Studbook Stallions)

Advice Keuring for Stallions Two and Older	\$150
Approval for KWPN Stallions Three and Older	\$400
Approval for non-KWPN Stallions	\$500

(Register B Stallions with explicit pedigree approval only)

Performance Classes

Riding Classes:

IBOP under-Saddle tests for riding/Gelders types	\$100
DG Bar Cup for Young Dressage Horses	\$50
Global Equine Sires Cup for Young Jumping Horses	\$50

Harness/Gelders Horses

Young Horse Inspections for Premiums

(For Foalbook, Register A & B young horses)

Foals and Weanlings	\$75
Yearlings	\$75
Two-Year olds	\$75

(including colts not for approval)

Geldings/Stallions (not for licensing)

(For Foalbook, Register A & B geldings and stallions)

Inspection for Studbook and Ster	\$100
Re-Evaluation for Ster	\$75

Mares for Studbook, Ster and Keur

(For Foalbook, Register A & B, and Erkend Mares)

Foalbook and Register A mares	\$200
Reg. B Mares with <u>one</u> outside parent	\$200
Studbook Mare re-evaluation for Ster	\$100

Stallions (for licensing)

(For Foalbook, Register A & B, and Erkend Studbook Stallions)

Advice Keuring for Stallions Two and Older	\$150
Approval for KWPN Stallions Three and Older	\$400
Approval for non-KWPN Stallions	\$500

Performance Classes

Driving Classes:

IBOP Driving test	\$100
KWPN Fine Harness Cup	\$50

Requirements for Stallion Classes:

Stallions entering any of the Licensing/ Approval/ Advice classes must have pedigrees evaluated by the KWPN prior to signing up that year.

Stallions five and older must have a sport record evaluated by KWPN prior to keuring entry.

Stallion veterinary evaluations must be evaluated by KWPN within one month after the keuring.

Stallions entering Approval or Licensing classes must also sign up for the IBOP, unless they have a Grand Prix Record.

Non-KWPN stallions may be inspected for approval if registered with KWPN Erkend Studbook.

A \$400 premium is due to the KWPN-NA for any stallion that becomes Licensed.

Upon actual KWPN Approval a studbook entry fee is due to the KWPN. Please note fees change annually.

€505.00 for KWPN Harness and Gelders Type Stallions, €2,400.00 for KWPN Riding Type Stallions, €3,025.00 for non-KWPN Stallions.

General Information

Every year the KWPN-NA organizes and holds inspections throughout the U.S. and Canada.

Horses of all types are evaluated by a jury led by an inspector from the KWPN.

Keurings offer classes for:

- Young Horses for Premiums
- Mares for Studbook, Ster, and Keur
- Geldings for Studbook and Ster
- Stallions for Linear Scoring and Ster
- Stallions for Advice or Approval
- Performance for all types (IBOP, DG Bar Cup Dressage, Global Equine Sires Cup Free Jumping and Fine Harness

Iron Spring Farm sponsors the Keuring Championship Awards to award breeders of horses bred and born in North America. These awards recognize the Champion, Reserve Champion Foals, and Mature Horses and distribute prize money in each of the breeding directions: dressage, jumpers, hunters, harness, and gelders.

The following defects will prevent acceptance into the studbook:

- eye defects present at birth, small, missing or undeveloped eye
- noticeable over or underbite: cases where the cutting edge of the teeth don't touch
- abnormalities in the stifle or hock, particularly in combination with deviating build/stance of the hind leg
- uneven hoof shape
- significant deviation in movement

Classes are separated according to breeding direction. Owners must designate a breeding direction when entering.

Foals, yearlings, and two-year olds must be KWPN registered as one of the following:

- KWPN Foalbook
- Register A
- Register B

*Foals must be a minimum of four weeks old at the time of the keuring.

*Colts that have not completed their pedigree approval cannot enter the advice keuring. They may be premium graded with the other two-year olds.

Adult Horses must be registered as:

- KWPN Foalbook, Studbook, Register A or B, Riding Type or Gelders
- Outside mares and stallions (with pedigree approval only!)

Stallions that have not completed their pedigree approval cannot be presented as a stallion prospect. They may be linear scored in the "Geldings and Stallions" class.

Adults horses must be a minimum of three years old. Mares and geldings must be a minimum of 158 cm (15.2 h); stallions must be a minimum of 160 cm (15.3 h).

Height Measurements

Hands	inches	cm
15.0	60	152.40
15.1	61	154.94
15.2	62	157.48
15.3	63	160.02
16.0	64	162.56
16.1	65	165.10
16.2	66	167.64
16.3	67	170.18
17.0	68	172.72
17.1	69	175.26
17.2	70	177.80
17.3	71	180.34

1 inch = 2.54 cm

Breeding Directions

Horses are inspected within their breeding direction unless otherwise specified on the entry form. Owners of horses designated as 'RP' must specify whether the horse is to be evaluated as a Dressage, Jumper or Hunter type.

Choosing a breeding direction for Riding Type (RP) horses

Horses registered as RP must choose Dressage, Jumper or Hunter on the entry form.

RP horses already in the studbook but not yet Ster, can be re-presented for Ster in any of the riding type (RP) breeding directions.

RP Ster mares may be presented for Keur eligibility in the breeding direction that they perform a successful IBOP, or meet their sport requirements.

Changing Breeding Directions

Upon request of the owner and in-consultation with or at the advice of the jury, a horse can make a one-time only transfer to another breeding direction, without going under saddle. The horse must meet pedigree requirements for the new type.

Transfer to another RP type breeding direction for horses in the Studbook

After acceptance into the studbook as a Dressage, Jumper or Hunter type, it is possible to present a horse in another breeding direction AFTER the horse has proven itself under saddle either by passing an IBOP or EPTM (NL); or by earning a sport predicate in the new breeding direction.

Transfer to the GP breeding direction

If a riding horse or Harness type horse meets the criteria for the Gelders breeding direction with regard to *pedigree, conformation and movement*, the horse can be transferred to the Gelders direction upon consultation with the jury.

Transfer to the TP breeding direction

If one of the parents of a Gelders type horse is registered as a Harness horse, the owner can transfer the horse to the Harness direction after consultation with the jury. Riding type horses cannot transfer to the TP breeding direction.

General Requirements

Entrants must sign up ahead of time. Walk-ins on the day of the keuring are not allowed to participate!

The keuring information booklet, entry form and liability are available online and are mailed to all current members. The entry form and liability release must be completely filled out and sent to the KWPN-NA office by the deadline.

Liability Release owners, handlers, riders, and ring crew must all sign the KWPN-NA Liability Release.

Membership only current KWPN-NA Full or Lifetime members in good standing may enter horses in a keuring.

Ownership owners of horses presented at a keuring must:

- be the 'owner of record'; *or*
- have a transfer in progress; *or*
- have a lease agreement on file.

Costs usually consist of two parts:

- the class fees paid to the KWPN-NA.
- stabling and grounds fees paid to the keuring host.

Financial obligations to KWPN-NA and host must be met prior to the keuring.

Refunds (less a \$50 handling fee) may be given for a recent injury or illness of a horse *only* if a veterinary certificate is submitted within 30 days of the keuring. No refunds will be given for pregnancy, inability to load, shoeing problems or other non-veterinary causes. Late fees are nonrefundable.

Bridle Numbers each horse will get two bridle numbers, one for each side of the halter or bridle. The jury should be able to see the number from either side without having to walk around the horse. Numbers are not to be held by the handler. Numbers for foals may be worn by the dam.

Identification and Registration papers registration papers for horses entering studbook inspection and IBOP classes can be mailed to the office with the entry form. Owners of all other horses must send their registration papers to the office prior to the keuring. A copy of the papers will be provided to the judges. A copy of the papers will be provided to the judges. The only exceptions are foals whose papers have not yet been issued.

All horses in the studbook inspection are measured. Colors and markings are checked against those on file and corrections noted. Horses will also be checked for genetic defects.

Branding/Rebranding

In accordance with the policies of the KWPN in the Netherlands, as of May 1, 2022, KWPN-NA horses will no longer be branded. Horses have not been branded in the Netherland since September 2000, and the KWPN has asked that we discontinue the practice in North America. If you have any questions or concerns, please reach out to the office.

Handlers/Riders

Handlers

Horses are presented by a handler and not more than one assistant. During free movement or free jumping, only the handler is allowed in the arena.

Foals and mares each need their own handler. Owners with multiple horses in a class must have sufficient people to accompany those horses into the ring for the walk-around and ribbon presentation.

Handler Attire

Anyone entering the ring must wear white: white trousers, white shirt and white running shoes. Amish handlers may wear blue instead.

The jury may excuse a horse if the handler or assistant is not correctly dressed.

Rider Attire

Riders must wear light breeches, a dark riding coat, a white shirt and tie, boots and a safety helmet. In case of excessive heat and permission of the jury, a polo shirt may be substituted for shirt and coat.

Cell Phones/Smoking

Using cell phones or smoking is prohibited in the arena or cage.

Handlers and Riders

In-hand: One handler and one assistant are allowed.

Free movement/jumping: A handler only is allowed.

Whites (or blues): *Handlers and assistants entering the ring must wear proper attire, see above.*

Riders must wear a safety helmet.

Horses

Immunizations

Horses participating in a keuring must be current on influenza and site vaccination/test requirements. Check with keuring hosts for specifics.

Shoes

Riding and Gelders Horses:

Foals, yearlings, and two-year old fillies and geldings may not wear shoes. Shoes are recommended for two-year old colts in the advice keuring and all on all horses three and older. Shoes may be a maximum thickness of 8mm. Specialty shoes (e.g. studded), corrective shoes or pads are not allowed.

Harness Horses:

Harness horses two and older may wear shoes with a maximum thickness if 12mm and a maximum width of 25mm. Again, corrective shoes or pads are not allowed.

General Information

Predicates:

Ster

The ster predicate is awarded at studbook inspections to mares, geldings and stallions earn at least 70 points for conformation and 75 for movement or jumping.

IBOP

A predicate awarded to KWPN horses that pass the riding or driving IBOP test.

Keur

A predicate for mares with above average conformation that have also passed an IBOP or proven themselves in sport. The keur predicate overrides both the ster and IBOP predicates.

Elite

The elite predicate is for keur mares that also earn the D-OC predicate (PROK accepted through the end of 2018). *TP mares still only need PROK.* This is the highest predicate a mare can earn for herself. The elite predicate overrides the ster, IBOP, and keur predicates.

D-OC

A predicate based on DNA evaluation for osteochondrosis.

PROK

A predicate awarded to horses that comply with the KWPN radiographic conditions.

Sport:

A predicate awarded to KWPN registered mares, NA geldings and stallions based on their own performance in sport at USEF, USDF, USEA, FEI, or EC recognized shows.

*Dressage tests 2003 and later only.

Crown:

A KWPN-NA performance predicate awarded to stallions, mares and geldings that are ranked in the top 300 top-ranked dressage horses and jumping horses in the year's final WBFSH/FEI rankings.

Horse Attire

In-hand:

Riding type foals and yearlings are presented in brown or black show halters, Harness in white, and Gelders in either color depending on whether they are presented as a Riding or Harness type. A rope or leather lead should be used. The use of chains is strongly discouraged.

Riding type horses two and older are presented in a brown or black snaffle bridle, Harness in white and Gelders in either color depending on whether they are presented as a Riding or Harness type. Riding reins may be used with a bridle.

Leg protectors are not allowed during the in-hand presentation. During free movement and free jumping foreleg tendon protectors may be worn. *Wraps, bell boots and leg protection on hindlegs are not allowed at any time.* The jury reserves the right to request removal of any type of leg or foot protection.

Under-Saddle:

English saddle and a snaffle bridle - a simple, smooth-mouthed, metal or rubber snaffle with not more than two joints. Flash, figure eight or dropped nosebands are allowed; *double bridles are not allowed.* Martingales, auxiliary reins or other gadgets are not allowed. Boots on forelegs are allowed. *Wraps, bell boots and leg protection on hindlegs are not allowed.* The jury reserves the right to request removal of any type of leg or foot protection.

Artificial:

No artificial means of enhancing conformation or movement are allowed. The use of an artificial hair piece in the tail or mane is acceptable.

Drug Testing

No drugs of any type are allowed. All horses are subject to drug testing at the discretion of the jury. *All stallions presented for approval will be drug tested at the owner's expense!*

Safety

The jury has the right to remove or eliminate any horse that they feel may contribute to an unsafe situation.

Injury/Veterinary Disclosure

A mare whose movement is irregular because of an injury may be presented and entered into the studbook with a veterinarian's statement that the irregularity is due to an injury and not a hereditary condition. The mare must be able to walk and trot in-hand but cannot participate in free movement or jumping. Therefore, she cannot earn the ster predicate. All corrective or cosmetic treatments must be disclosed in writing.

Whips and Other Aids

A plain whip (nothing tied to the end) and the use of a small box rattler are the only aids allowed. If the jury feels that a horse is negatively affected, the handler may be requested to go around again without aids.

Register A and Horses from Erkend Studbooks

Horses with register A papers and mares from an erkend studbook can be presented for Studbook and Ster. After completing possible additional requirements these mares can be presented for Keur and Elite (PROK or DJD/Navicular AND D-OC, and/or performance requirements their Sires have not met). If the additional requirements have not been met prior to the keuring, they will not be eligible to receive Keur or Elite predicates. If you have a question about a particular mare please contact the office for further information. TP mares will still require PROK.

Linear Scoring Traits

Linear Scoring

Linear scoring provides useful information for the horse and is helpful in making breeding selections. It is done primarily during the hard surface presentation. Each individual horse is compared to the average KWPN horse on all characteristics included in the breeding standard. This has nothing to do with appreciation of the horse, but is only limited to strict observation and description of conformation and movement characteristics. The lower beam includes a large number of conformation and movement characteristics that provide a detailed description of the horse. Traits are described through nine check boxes representing the degrees between the two extremes. The middle three boxes represent the average of a trait, the three boxes to the left and right represent clear evidence of a trait in the horse. The more extreme a trait, the more to the outside it will be. Additional boxes may be marked or comments may be made if needed. The upper beam is the evaluation of the horse as a whole and follows after all individual characteristics have been observed and described. It consists of scores for the conformation and movement/jumping. Scoring is on a scale of 40 to 100 points, in increments of five. After inspectors have marked the horse's traits on the linear score sheet, they can determine scores.

Dressage horses are scored on conformation and movement. The score for movement is the average of scores for the walk, trot, canter, and self-carriage.

Jumping and Hunter Horses are scored on conformation, movement, and jumping. The jumping score is the average of the canter, reflexes, technique and scope.

Scores for the walk and the trot do not count toward the jumping score but must average at least 50 points for a horse to be accepted in the studbook and at least 60 for the ster predicate.

Harness Horses are scored on conformation and movement. The score for movement has two components: a total score and individual scores for the walk, trot, Maneuverability and Obedience.

IBOP Performance Test

The IBOP (Individual Suitability Test for Horses) is a riding or driving test designed to gain insight into the natural talent for sport. Horses have their own rider or driver. The IBOP is open to horses aged 32 months and older. Horses are eligible to perform one IBOP per year.

Upon entering an IBOP in a certain breeding direction, horses are committed to that breeding direction for that year. It is possible to do an IBOP in another breeding direction in a following year.

When signing the horse up, please name the rider for scheduling purposes.

Evaluation Process

In the IBOP test, horses are evaluated on gaits as well as type-specific traits.

A maximum of 100 points is possible, with 75 points required to pass the test.

Re-Present for Ster and Keur

Re-Evaluation for Ster: If a horse was accepted into the studbook but it is not ster, it may be represented if the owner feels the horse has changed sufficiently to make ster possible, or it can be presented in another breeding direction after first passing an IBOP in that new breeding direction.

Ster Eligible: If a horse receives 70 points for conformation but not the required 75 points for movement or jumping, the horse can come back for an IBOP in that same breeding direction. If the horse passes the IBOP, it will be awarded with the Ster predicate.

After passing the IBOP and receiving the ster predicate as described above, mares may also be presented for keur conformation at that same keuring.

Keur Conformation: If not keur eligible at her studbook inspection, a mare may be represented in-hand for keur conformation in a subsequent year.

The jury evaluates what they see at that moment and results are not directly relatable to scores from the studbook inspection. To become keur, eligible mares must complete the predicate by passing an IBOP or having a sufficient sport record.

Scoring the IBOP

Scoring is on a scale of 0 to 10.

- 0 Not Executed
- 1 Very Bad
- 2 Bad
- 3 Fairly Bad
- 4 Clearly Insufficient
- 5 Insufficient
- 6 Sufficient
- 7 More Than Sufficient
- 8 Good
- 9 Very Good
- 10 Excellent



Linear Scoring Traits

The linear scoresheet consists of a lower and upper beam.

The lower beam contains conformation, movement and jumping components divided into 28 characteristics for dressage horses, 36 for jumpers and 24 for harness horses. By filling in circles 'a' through 'i' the jury passes on information to owners as to whether a certain characteristic is average (e-f range) or leans more toward one extreme or the other. The upper beam gives an evaluation for conformation and movement of the horse on a scale from 40 to 100 points in 5point increments.

The upper beam for movement consists of the scores for walk, trot, canter and self-carriage for dressage; canter, reflexes, technique and scope for jumping; and movement and overall impression for harness.

In 2015 three additional traits (7a, 15a and 26a) were added for all Riding Type horses. Also, the degree of unevenness in the feet will now be described through three gradients.

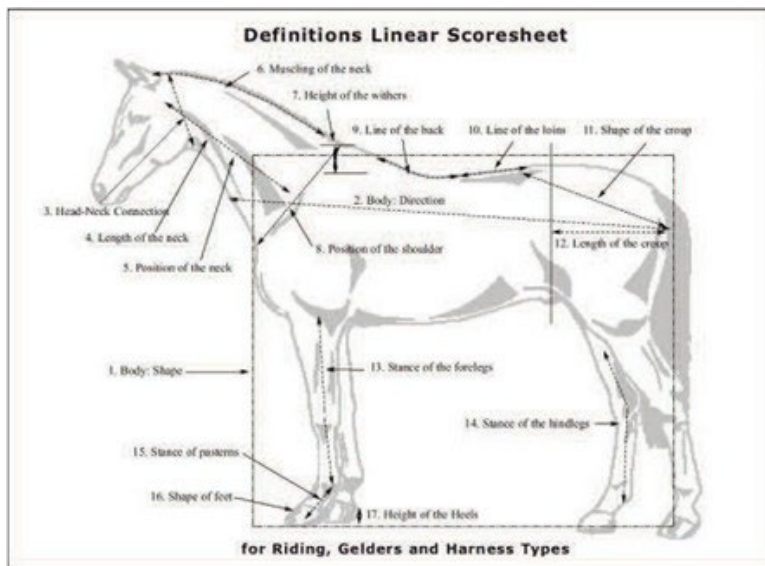
Upper Beam Conformation (all)

1. Body: shape (rectangular-square) A horse is rectangular when the length (from point of the shoulder to the point of the buttock) is greater than the height. Horses need rectangular conformation in order to be athletic and elastic. A horse is square when the length of the horse is equal to the height of the withers.
2. Body: direction (uphill-downhill) the direction of the body as compared to the horizontal. A horse is harder to collect when built on the forehand(downhill).
3. Head-neck connection (light-heavy) this trait is actually divided in two; the length of the poll and of the throatlatch. Light: a long poll, light throatlatch and small distance between the top and bottom of the neck. Heavy: a short poll, a heavy throatlatch and a larger distance between the top and bottom of the neck. A lighter connection is desirable for acceptance of the bit.
4. Length of neck (long-short) the distance from the poll to the peak of the withers (relative to the rest of the topline)

5. Position of neck (vertical-horizontal) the angle the neck makes with the horizontal when the horse stands naturally. Dressage horses need a more vertical neck position for easy self-carriage and uphill balance. Jumpers need a more horizontal position of the neck to collect themselves just before and during the take-off.
6. Muscling of neck (heavy-poor) the measure of muscling in the neck, especially in the topline. Heavy: slight cresting of a thick neck. A rounded topline is a matter of muscling. Poor: thin neck, often with weak connection of topline into the withers.
7. Height of withers (high-flat) the height of the withers as measured between two horizontal lines: one through peak of the withers, the other through the base of the withers. The height of the withers is important for good saddle placement.
- 7a. Length of Withers (long-short) the length of the withers as measured by the horizontal distance between the highest point and the lowest point of the withers.
8. Position of the shoulder(sloping-straight) the angle of the shoulder with the horizontal.
9. Line of the back (roached-weak) the course of the topline between the withers and loins. A smooth, well-muscled topline enables the horse to move with good use of the back.
10. Line of the loins (roached-weak) the course of the topline from the back to the croup. Strong muscling is needed to stretch the back and hindquarters during the second phase of the jump.
11. Shape of croup (sloping-flat) the angle from the point of the hip to the point of the buttock. Too much slope hinders flexibility of the pelvis needed for collection, especially in piaffe and passage.
12. Length of croup (long-short) the length from the point of the hip to the point of the buttock. The length is important for proportional conformation: the forehead, middle and hindquarters should form equal sections.

13. Stance of forelegs (over at the knee-back at the knee) the angle made by lines drawn through the forearm and cannon, as seen from the side. The stance of the forelegs should be straight to insure durability.
14. Stance of hindlegs (sickle hocked-straight) the angle made by lines drawn through the gaskin and cannon, as seen from the side. The hock angle should be approximately 150 degrees.
15. Stance of pasterns (weak-upright) the angle made by the pasterns of the forelegs and the ground. A pastern that is too short and/or upright is more susceptible to concussive injury; a pastern that is long and too sloped ('soft' or 'weak') is more easily strained.
- 15a. Stance of the Hind Pasterns (weak-upright) the angle made by the pasterns of the hindlegs and the ground.
16. Shape of feet (wide-narrow) the relation between the coronet band and the carrying surface viewed from the front. Note: with unequal hooves, the narrow hoof is considered to be abnormal. The horse's feet should be large and symmetrical.
17. Heels (high-low) the height of the heels of the front hooves, measured between the ground and the coronet band. The heels are responsible for a correct position of foot and pastern. Heels that are broad and moderately high are best for soundness.
18. Quality of legs (lean-blurred) the extent to which the hindlegs are free from blemish or swelling. Lean legs show soundness and general quality.
19. Substance of legs (heavy-fine) the circumference of the leg, including the size of the joints, relative to the size of the horse's body. A horse needs well-developed bones, joints and tendons in order to be durable. *(This trait is not scored in harness horses.)*

Upper Beam – Conformation- A total score for the horse's conformation.



Upper Beam Movement for Dressage, Jumping, Hunter and Gelders breeding direction

20. Walk: length of stride (long-short) the length of the stride.

21. Walk: correctness (toed in-toed out) the walk evaluated from the front. When the hooves turn in from the fetlock, they are considered to be 'toed-in.' When the hooves turn out from the fetlock, they are 'toed-out.'

22. Trot: length of stride (long-short) the length of the stride.

23. Trot: elasticity (elastic-stiff) the measure of elasticity with which the movement flows through the body and is then absorbed by the legs. (Also suppleness).

24. Trot: impulsion (powerful-weak) the measure in which the horse pushes off the ground with the hindlegs.

25. Trot: balance (carrying-pushing) the combination of body position and the measure in which the hind leg carries.

26. Canter: length of stride (long-short) the length of the stride.

26a. Canter: Suppleness (supple-stiff) the measure of elasticity with which the movement flows through the body and is then absorbed by the legs.

27. Canter: impulsion (powerful-weak) the measure in which the horse pushes off the ground with the hind legs.

28. Canter: balance (carrying-pushing) the combination of body position and the measure in which the hindleg carries.

Upper Beam - Movement

Dressage: movement consists of separate evaluations of the walk, trot, canter and self carriage of the horse. The overall evaluation consists of the average of the walk, trot, canter and self-carriage.

Jumper and Hunter: horses will receive a score for walk and trot, but they do not count in the overall score.

Jumping Characteristics

29. Take off: direction (upward-forward) the measure in which the horse is able to elevate the withers.

30. Take off: quickness (quick-slow) the time between when the forelegs and the hindlegs hit the ground and the moment when the horse leaves the ground in the last canter stride before the jump.

31. Technique: foreleg (bent-stretched) the measure in which the shoulder bends, in combination with the upper arm, forearm and the cannon 'tuck.'

32. Technique: back (rounded-hollow) the measure in which the neck and back follow the arc over the jump; 'bascule.'

33. Technique: haunches (open-fixed) the measure in which the angles of the haunches are able to open during the second phase of the jump.

34. Scope (much-little) the ability of the horse to jump upward with power while at the same time developing a forward direction.

35. Elasticity (supple-stiff) the measure of fluidity in which the entire jump (including the landing) flows because of elasticity in the body.

36. Care (careful-not careful) the natural ability of the horse to jump without mistakes; the horse's desire not to knock down a rail.

Upper Beam - Jumping

Jumping consists of separate evaluations of the canter, reflexes, technique and scope of the horse. The overall evaluation for jumping is the average of the canter, reflexes, technique and scope.

Upper Beam Movement - Harness

19. Walk: length of stride (long-short) the length of the stride.

20. Walk: correctness (toed in-toed out) the walk is evaluated from the front. When the hooves turn in from the fetlock they are considered to be toed-in. When the hooves turn out from the fetlock they are toed-out.

21. Trot: self-carriage (much-little) the combination of body position and the measure in which the hindleg carries.

22. Trot: suspension (long-short) the duration the horse is suspended above the ground with each powerful stride.

23. Trot: action of the forelegs (high-low) the measure in which the horse lifts the fore arm to the horizontal.

24. Trot: use of hindleg the measure in which the horse pushes off with the hindleg.

Upper Beam - Harness Movement The total score for the horse's movement.

Inspection Classes

Foals, Yearlings and Two-Year-Olds

First young horses in a class are individually stood up before the jury. Second, they are walked and then trotted clockwise around the arena. Third, they again stand up before the jury, facing the other direction. After all horses in a class are evaluated, all comeback as a group for the walk-around. The jury will place horses, present premiums and give commentary. There are no scoresheets for young horses other than for colts in the advice keuring.

Premiums for Young Horses

1st Premium: exceeds breed standard. It is equal to ster status in the studbook inspection.

2nd Premium: Meets breed standard. Some minor faults or lack of quality in type, conformation, and/or movement. It is equal to studbook status.

Elimination: Horses may be eliminated or excused if their conformation or movement precludes them from a first or second premium.

Foals

Birth declarations must be on file with the KWPN-NA office prior to entering and DNA parentage verification must be completed prior to the start of the keuring. Embryo transfer foals & twins should be marked as such on the entry form.

Foals must be a minimum of four weeks old at the time of the keuring. Foals should be familiar with the halter, be able to walk properly on a lead and be easily caught. Clipping the whiskers around nose and eyes as well as the body is discouraged. Clipping the pastern cavities is functional, because enables the jury to better judge the pastern stance. Manes should be braided.

Weanling

The KWPN prefers to see foals at the side of the dam, not weaned. Weaned foals are shown in-hand & free movement.

Yearlings

Yearlings are shown in-hand & free movement. Fillies, colts and geldings are in the same class according to breeding direction.

Two-Year-Olds

Two-year-old colts, fillies and geldings in the premium grading class are shown as the yearlings above. Two-year-old colts in the advice keuring are presented as stallion prospects. They must first undergo a pedigree evaluation and will be linear scored, including free movement or jumping.

This class is meant to advise owners on whether or not to pursue stallion approval. Owners receive a written evaluation with recommendations or conditions that should be met. The owner is free to present the horse even if the advice is negative at that particular time.

Note: Colts that have not completed their pedigree approval cannot enter the advice keuring, but may be premium graded with the other two-year-olds.

Studbook Inspections

Riding and Gelders horses are evaluated on conformation and free-movement and/or jumping talent. Harness horses are evaluated on conformation and in-hand movement.

The basic studbook inspection consists of four elements:

A) Measuring, Markings, and Defects
Each horse is individually measured to make sure it meets the height requirements, markings are checked against those on the registration papers, mouth and feet are checked for genetic defects.

B) Hard Surface

Each horse is individually walked and trotted in-hand on the hard surface as follows.

1. Enter the ring and line up in front of the jury. The horse should stand with the weight evenly distributed over all four feet with all four legs visible to the judges. next, the jury will ask you to
2. Walk the horse away from and then back toward the jury in a straight line for approximately 20-30 meters,
3. Trot the horse away from and back toward the jury in an unhurried tempo over at least a 30-meterdistance,
4. Again, stand the horse up in front of the jury, this time facing the other direction. This procedure allows the judges to evaluate both sides without disturbing the horse by walking around them.

C) Free Movement/Jumping

For this phase, the horse goes to the indoor arena or cage to show off its movement. Jumpers and hunters will also show their jumping ability. (At this time, horses may wear protective boots on the forelegs.)

Conversion Tables
Approximate Distances

70 cm	2'3"	6.0 m	19'3"
75 cm	2'6"	6.4 m	21'
85 cm	2'9"	6.6 M	21'8"
90 cm	3'0"	7.10 m	23'4"
100 cm	3'3"	7.65 m	25
110 cm	3'6"	13.4 m	44'
115 cm	3'9"	15.0 m	50'
120 cm	3'11"	20.0 m	65'6"
130 cm	4'3"	21.0 m	69'
135 cm	4'5"	40.0 m	131'
140 cm	4'7"	60.0 m	197
150 cm	4'11"		

After entering the arena, horses should be walked around the perimeter to familiarize them with the surroundings. The judges will signal when the horse is to be let loose, tracking to the right. When the jury has seen sufficient movement, the horse will be caught and walked around the ring and again standing front of the jury. The jury will comment on the horse, after which it will leave the ring.

Dressage:

the jury will evaluate the walk, trot and canter in both directions.

Jumper and Hunter:

the jury will first evaluate the trot and canter in both directions. Next, they will evaluate the horse as it goes through a line of three jumps.

#1 is a vertical placed six meters from the short side of the ring, with a trotting pole before it.

#2 is another vertical placed 6.60 meters after the first.

#3 is placed 7.10 - 7.65 meters after the second. Initially it is a vertical and is later expanded into an oxer, the height of which depends on the age of the horse.

Harness horses are shown in-hand only.

D) Walk Around

After all horses in a group have completed their individual presentations they will come back as a group for a final walk-around, placing, presentation of ribbons and commentary from the jury. RP and GP ster mares will come back later to be evaluated for keur conformation. TP mares are automatically eligible for keur with their ster rating.

Scoresheets and Branding

Scoresheets provide owners with an overview of their horse's linear scoring and are usually handed out after the classes are over. Branding is no longer allowed.

These two predicates may also be awarded posthumously.

Preferent:

A preferent mare is one that produced at least three offspring that have earned the ster, keur or elite predicate; **or** a son that was selected for the second round of the KWPN Stallion Show (or better); **or** a son approved with a KWPN erkend studbook.

Prestatie:

A Prestatie mare is one that produced at a maximum of three offspring that together have a minimum of five points in sport according to the below chart. The predicate indicates the degree with which a mare passes on a talent for sport.

Performance in two disciplines by a single offspring both count toward the prestatie predicate according to the point system. In the case of multiple performances in the same discipline, only the higher one will count

Sport Performance	Points
• Completed stallion performance test ¹	1
• Completed stallion performance test and is approved ¹	2
• IBOP earning the minimum points for prestatie ²	1
• Dressage* competition at Z1+1 (one point at L3t1 or higher) ³	1
• Dressage* competition at Z2+1 (one point at L3t2 or higher) ³	2
• Dressage* competition at grand Prix	3
• Jumping competition M+5 (5 points at Level 5 or higher) ³	1
• Jumping competition Z+1 (1 point at Level 5 or higher) ³	2
• Jumping competition at grand Prix	3
• Combined training M+5 (5 points at training Level or higher) ³	1
• Combined training Z+1 (1 point at Preliminary Level or higher) ³	2
• Combined Driving at international level, participating in all components	1

¹ Performance test – A son that has totally completed the 1996 or later KWPN Performance test in Holland or in north America.

² IBOP requirements for Prestatie predicate – each offspring that meets one of the following criteria can earn 1 point.

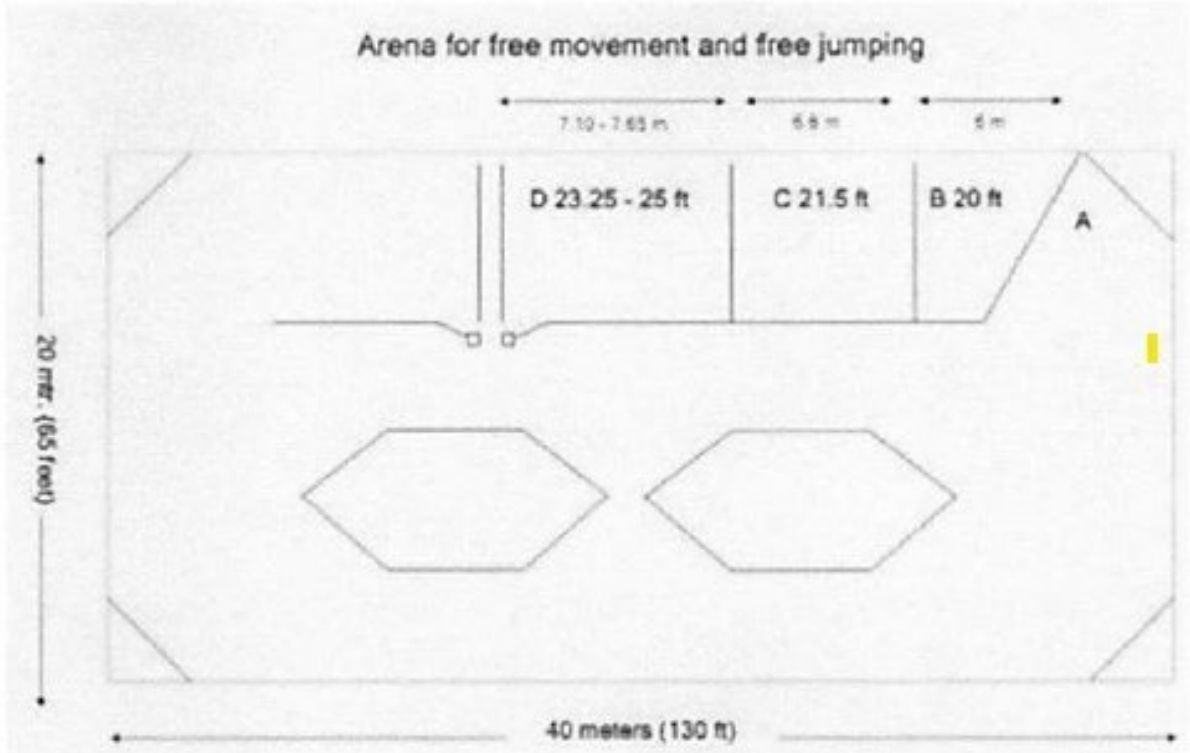
- thru 1994 90 points, gaits average of 9
90 points, jumping 9, min. gaits average of 6
- 1995–2005: 45 points for jumping
45 points for dressage, basic gaits minimum of 7
85 points overall, basic gaits minimum of 6
- 2006 and later: 80 points

³ Sport requirements for Prestatie predicate

- Z1 dressage = L3t1; Z2 dressage = L3t2
- M jumping (1.20m) = (3'11") Jumper: Level 5 or Hunter: Second year green
- Z jumping ((1.30m) = (4'3") Jumper Level 6 or Hunter: regular Working Hunter
- M cross country (1.20m) = training level (3'11")
- Z cross country (1.30m) = Preliminary level (4'3")

* Dressage tests 2003 and later only.

Arena for Free Movement and Free Jumping



Dressage Horse Inspection

	Height	Conformation	Movement Walk • trot • Canter • Self-carriage
Studbook	158	Minimum 50	Minimum average of 50
Ster	160	Minimum 70	Minimum average of 75

Horses are shown as described in "Studbook inspection" on page 10.

Exemption from Free Movement

A horse may be excused from free movement if the horse has:

- passed a dressage IBOP or EPTM (NL only). Movement scores consist of the scores for gaits and carriage and balance from the IBOP or EPTM.
- a sport predicate in dressage. There will be no upper beam score for movement.

Keur Eligible

Ster mares return to the ring and 1) walk around as a group, 2) be shown in-hand one at a time at the walk and trot, and 3) return as a group for results.

Keur Predicate

- Mare must have keur conformation as a dressage horse and
- IBOP with a minimum score of 75 or
- Minimum of 1 point at Z1 (L3t1) dressage or 5 points at M (training) eventing with no more than 10 penalty points.

Dressage IBOP

For Gelders IBOP, see page 18.

Arena size: the dressage IBOP is performed in a small (20 x 60 meters) arena. The IBOP consists of two parts: an individual dressage-test and a group presentation with up to three horses. Horses must show basic gaits as well as a number of tempo changes. Four-year-olds are required to do some leg-yields, five-year olds and older must show the shoulder in.

Part 1 - The Individual Test

Someone may call the test. This portion will take about ten minutes.

Part 2- As a Group

After the individual test, horses will come back in groups of up to three horses, grouped by age. The jury will be inside or next to one of the long sides of the ring. A ringmaster will give directions to the riders and the jury will evaluate the horses anew. Part 2 will take about five minutes per horse (ten minutes for two horses, fifteen for three, etc.).

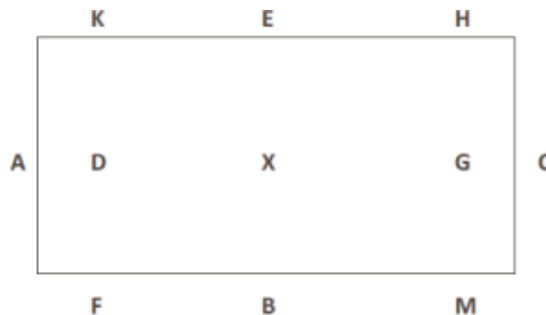
Horses are judged on their gaits: walk, trot and canter. In addition, the horse is judged on suppleness, posture and balance, ability to ride, manageability and talent as a dressage horse. The marks for walk, trot and canter count double in the final decision.

Scoring:

Walk (2x), trot (2x), canter (2x), suppleness, self-carriage and balance, rideability/workability and talent for dressage.

Maximum score is 100 points, passing score is 75 points.

A KWPN registered horse earning 75 points or more will receive the IBOP predicate. Generally, the IBOP is before the stud-book inspection and the IBOP will take the place of free movement.



IBOP Test (part 1)

Arena 20 m * 60 m



1	A C	Enter in working trot Track left
2	H-X-F	Change rein working trot
3	A	Serpentine with three loops
4	Between F and A	Working walk
5	K-X-M	Change rein medium walk
6	Between C and H	Working trot
7	E	20 m circle working trot; Before E working canter and continue canter left lead
8	B	20 m circle working canter, lengthening a few strides on the circle
9	Between C and H	Working trot
10	F-X-H	Change rein medium trot
11	B Before B	20 m circle working trot, allowing horse to stretch forward and downward Shorten reins
12	F	Transition to walk
13	K	Transition working trot
14	E	20 m circle working trot; before E working canter and continue canter right lead.
15	B	20 m circle canter right lead, lengthening a few strides on the circle
16	Between F and A	Working trot
17	K-X-M	Change rein in medium trot
18	Between K and A	Transition to working walk
19	A	Down center line
20	Between X and G	Halt and salute

DG Bar Cup

The DG Bar Cup

sponsored by DG Bar Ranch is a competition for young Dressage horses. Gaits, rideability, balance, rhythm, suppleness and the ability to collect and extend are evaluated as horses perform. Entrants may sign up for the IBOP or the DG Bar Cup, or both.

There will be a minimum of two judges.

Eligibility

Open to three, four and five/six and seven/eight-year-old KWPN horses. Tests for three-, four- and five/six-year old horses: Three- to six-year-old horses signed up for both the DG Bar Cup and Dressage IBOP, will be scored for Part 2 of the IBOP and the DG Bar Cup at the same time. This is not the case for seven/eight-year-old horses.

A ringmaster or reader will call the test. Up to three horses will be shown in the ring at the same time. The jury will ask the riders to show movements as outlined and evaluate the performance of horses and riders for about ten (10) minutes.

Horses are shown at the walk, trot and canter. Gaits will account for 60% of the total score with an additional 40% for self-carriage, suppleness, submission, ability collect and talent for dressage.

Ribbons through sixth place in each age group will be awarded at each keuring location. Beginning in 2024 after the entire keuring tour is over, the Champion and Reserve horses over 60% in each age group will be mailed a DG Bar Cup blanket. Additionally, cash awards (\$500 to the Champion, \$250 to the reserve) will be divided between the breeder and owner of the winning horses. Overall, Champions in each age group are honored at the awards dinner during the KWPN-NA Annual Meeting where they receive trophy and prizemoney.

Three-Year-Olds will be shown at the trot, canter and walk in that order.

- Canter on a 20-meter circle.

Four-Year-Olds will be shown at trot, canter and walk in that order.

- Trot: 20m circle in both directions. Leg yield both directions.
- Canter: 20m circle. Medium canter on the long side.
- Walk: lengthening of the walk, stretching of the neck.

Five/Six-Year-Olds will be shown at trot, canter and walk in that order.

- Shoulder in, two times in each direction for at least 20 meters.
- 12-15 meter circle with stretching of the neck.
- Special emphasis is given to transitions and a little more collection is expected.

Scoring

- 20 points per gait (walk, trot and canter)
- 10 points for self-carriage
- 10 points for suppleness
- 10 points for submission
- 10 points for talent

Test for Seven/Eight-Year Olds

Seven/Eight-Year-Olds will be shown in a developing horse style test.

Scoring

- 10 points for the walk
- 20 points each for the trot and canter
- 20 points for ability to extend and collect
- 20 points for submission and rideability
- 10 points for self-carriage and suppleness



Dressage IBOP (Part II) and DG Bar Cup for 3-6 YO horses

Protocol for Ring Master/Reader

- Be alert for directions from the judges
- The judges sit on the middle of the long side or in the center
- In executing all exercises, try to make sure all riders are finished before starting a new one. This is to allow the judges to look at all the riders and this will also avoid riders running into each other.
- Bring to rider's attention to keep arena equally spaced.

Three Year Olds

1	A	enter arena trot rising tracking left
2	F-X-H	Change rein across the diagonal
3	B	20m circle
4		On the 20m circle pick up working canter right lead
5	B	Straight along the rail
6		Between K & H Transition to the trot
7	M-X-K	Change rein across the diagonal
8	B	20m circle
9		On the 20m circle pick up working canter left lead
10	B	Straight along the rail
11	E	20m circle and transition to working trot
12		Still on the 20m circle allow the horse to stretch the neck
13		Still on the 20m circle transition to free walk
14		Pick up the reins, working walk
15		Stay in the arena until Jury gives remarks

Four Year olds

1	A	Enter the arena trot rising track left
2	F-M	lengthen stride in trot
3	A	Down centerline leg yield right
4	C	Down centerline leg yield right
5	F-X-H	Change rein across the diagonal
6	M-F	lengthen stride in trot
7	C	Down centerline leg yield left
8	A	Down centerline leg yield left
9	B	20m Circle
10		On the 20m circle pick up the canter right lead
11	B	Straight along the rail
12	K-H	lengthen stride in canter
13	M-F	lengthen stride in canter
14		Between K & H transition to the trot
15	M-X-K	Change rein across the diagonal
16	B	20m circle
17		On the 20m circle pick up the canter left lead
18	B	Straight along the rail
19	H-K	lengthen stride in canter
20	F-M	lengthen stride in canter
21	E	20m circle
22		On the 20m circle transition to the working trot
23		Still on the 20m circle allow the horse to stretch the neck
24		Still on the 20m circle transition to free walk
25		Pick up the reins
26		Stay in the arena until Jury gives remarks

Five/Six Year Olds

1	A	Enter arena trot sitting track left
2	F-IM	Extended trot, at the center of long side collect the trot for a few strides then extend again
3	H-K	Extended trot
4	A	12.-1.Sm circle
5	F-IM	Show 20m of shoulder in
6	H-K	Show 20m of shoulder in
7	F-X-IH	Change rein across the diagonal
8	M-F	Extended trot, at the center of long side collect the trot for a few strides then extend again
9	K-IH	Extended trot
10	C	12.-1.Sm circle
11	M-F	Show 20m of shoulder in
12	K-IH	Show 20m of shoulder in
13	C-B	Pick up canter right lead
14	K-IH	Extend canter, at the center of the long side collect for a few strides then extend again
15	M-F	Extended canter
16	E	12.-1.Sm circle
17	E-H	Transition to trot
18	M-X-K	Change rein across diagonal
19	A-B	Canter left lead
20	H-K	Extend canter, at the center of the long side collect for a few strides then extend again
21	F-IM	Extended canter
22	E	12.-15 m Circle
23	E-K	Transition to trot
24	B	20m circle allow the horse to stretch the neck
25		Still on circle transition to extended walk
26		Pick up the reins, medium walk
27		Stay in the arena until my gives remarks

DG Bar Cup - 7/8 Year Olds

IBOP - Part 2



Arena 20 m * 60 m

1	A - X	Enter, collected trot Halt and salute
2	C	Proceed collected trot, at C Track right
3	M - X - K	Change rein, medium trot
4	F - M	Shoulder-in, left
5	C	Down center line
6	G - F	Half pass - left
7	K - H	Shoulder in - right
8	C	Down center line
9	G - K	Half pass - right
10	F - X - H	Change rein, extended trot
11	C	Medium walk
12	M - X - K	Change rein, extended walk
13	X	Over X transition to collected walk (1/4 line to 1/2 line) proceed in extended walk
14	K - A	Medium walk
15	A	Collected Canter, left lead
16	F - M	Extended canter
17	H - D	Half pass left
18	A	Track left
19	B	Before B, very collected canter, at B 1/4 pirouette left
20	E	Pirouette left, proceed collected canter
21	F - X - H	Change rein, flying change of lead near X
22	M - D	Half pass right
23	A	Track right
24	E	Before E, very collected canter, at E 1/4 pirouette right
25	B	At B 1/4 pirouette right, proceed collected canter
26	K - H	Extended canter
27	M - X - K	Change rein, flying change near X
28	A - X	At A, down center line, at X, Halt and salute

Jumper/Hunter Inspection

	Height	Conformation	Jumping Gaits	Jumping Canter • reflexes • technique • Scope
Studbook	158	Minimum 50	Minimum average 50	Minimum average of 50
Ster	160	Minimum 70	Minimum average 60	Minimum average of 75

Horse are shown as described in "Studbook Inspection" on page 10.

Free Jumping Required

Free jumping will not be permitted for any horse participating in the IBOP. Horses not participating in the IBOP may free jump. Nursing mares are allowed to participate as long as the foal is not present in the arena (safely). Horses not free jumping may be accepted into the studbook based on conformation and movement but cannot receive a predicate. If the score is sufficient for ster and the horse later passes a jumping IBOP or has sufficient jumping sport results, they can receive further predicates.

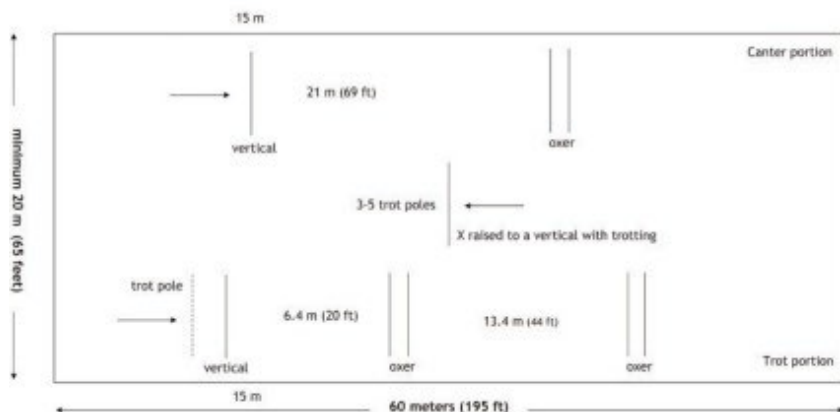
Exemption from Free Jumping

A horse may be exempt from free jumping if the horse has:

- Passed a jumping IBOP or EPTM (NL only.)
- A sport predicate in jumping, eventing (jumping), or hunters.

There will be no upper beam score for jumping.

Jumping IBOP Course



Free Jumping

Free jumping is done in a fenced arena or in a cage within an arena. First judges evaluate the trot and the canter in both directions. Second the horse is directed through a line with three jumps built along a long side. The last jump is adjustable for distance. Poles must be a minimum of three meters in length. Jumps must have safety cups.

Only the jury has the right to move or change the jump height and distance.

- 1st jump – cross bar; H70-80cm
- 2nd jump – vertical; H80-100cm
- 3rd jump – oxer; H 80-90,95-100cm

The third jump is initially set up as a vertical and later expanded into an oxer, the height of which depends on the age of the horse in the ring. The maximum height of the oxer for three-year-olds is 1.20m with a maximum width of 1.00m. Horses are asked to jump the arrangement several times.

Keur Eligible

After the studbook inspection all ster mares return to the ring and will 1) walk around the ring as a group, 2) be shown in hand one at a time at the walk and trot, and 3) return as a group for results and commentary.

Keur

- Mare must have a keur conformation as a jumper or hunter and
- Minimum IBOP score of 75 or
- Minimum of 5 points at M level jumping (Level 5, 1.20m or 4') achieve the hunter sport predicate or 5 points at M Level eventing (training).

Jumping Equipment:

Flash, figure eight or dropped nosebands are allowed. Wraps, bell boots, and leg protection on hind legs are not allowed.

Jumper/Hunter IBOP

Jumper and Hunter horses jump the same course but are judged according to type.

Arena size: 20 x 40 meters for warm-up and free jumping, 20 x 50 meters for jumping under saddle and showing of gaits.

One to three horses of the same age will be in the ring at one time. Horses will take turns jumping one line at a time as designated by the jury.

On the flat:

1) Enter at the trot and show the trot over ground poles in both directions. Include a change of direction and a few steps of extended trot; 2) show the canter in both directions with changes in tempo; 3) show the working walk and free walk after jumping under saddle.

Jumping – At the trot:

- trotting pole and X (vertical) 2x.
- Line of trot pole, X (vertical), oxer with one canter stride, oxer with three canter strides.

Global Equine Sires Cup

Jumping - At the canter:

- Single X (vertical), height depends on age
- Single oxer (rising).

Free Jumping - For 3 and 4-year-olds.

Under Saddle - For 5-8-year olds.

Scoring

The walk and trot are evaluated but not part of the final score. The following traits count in the evaluation: canter (x2), Reflexes (x2), technique (x2), scope, attitude, rideability/willingness and jumping talent.

Global Equine Sires Cup

A Free-Jumping Competition for 3 and 4-Year-Olds

Started in 2017, the GES Cup is a free jumping competition for horses three & four years old sponsored by Global Equine Sires.

An Under Saddle Competition for 5-8-Year Olds

Global Equine Sires has expanded the GES Cup to include horses going under saddle as well. Horses are evaluated on scope, carefulness, rideability, quickness, technique and willingness. The class is open to both jumper and hunter horses; however, all horses will be judged the same. Entrants may sign up for the Global Equine Sires Cup only or in combination with the studbook inspection class or IBOP. Horses that are signed up for the studbook inspection/IBOP and the GES Cup will be judged simultaneously for both classes.

Jump Heights and Spreads

GES Cup

3-Year-olds: 3'9 height, max 3'9" spread (1.20m) 0.80-1.15m

4-Year-olds: 4' to 4'3 height, max 4' to 4'3" spread (1.20-1.30m) 0.90-1.25m

5-8-Year-olds: See IBOP requirements on previous page

Prizes will be awarded at the next year's Annual Meeting or will be mailed at that time. Prizes include:

- Blankets to the owners of the 1st and 2nd place horse per age group over the entire Keuring tour (3YO, 4 YO and 5-8YOs).
- Prize Money to the owners of the top four horses in free jumping as well as the top four horses under saddle over the entire Keuring tour regardless of age: 1st place: \$600, 2nd place: \$300, 3rd Place: \$200, 4th place: \$150.

Eligibility

Mares, geldings and stallions from all KWPN-NA books are eligible. There are no conformation requirements.

Jump Chute (Free Jumping)

Horses will jump an age-appropriate chute of up to three jumps. The jump chute will be the same as that used for the studbook inspection. Heights listed above are a guideline but are designed to be consistent with both the Young Horse Championship rules and those of the KWPN. Heights and spreads will be carefully adapted to Each horse according to their ability and willingness.

This class is designed for horses that have had experience and/or schooling in a jump chute.

The following rules apply:

- Horses will be excused after three consecutive refusals.
- The first pass through the chute will have a complete set of jumps at a low level and be raised accordingly.
- The last pass through the chute will be set at the heights and width appropriate to each age group.

IBOP Course

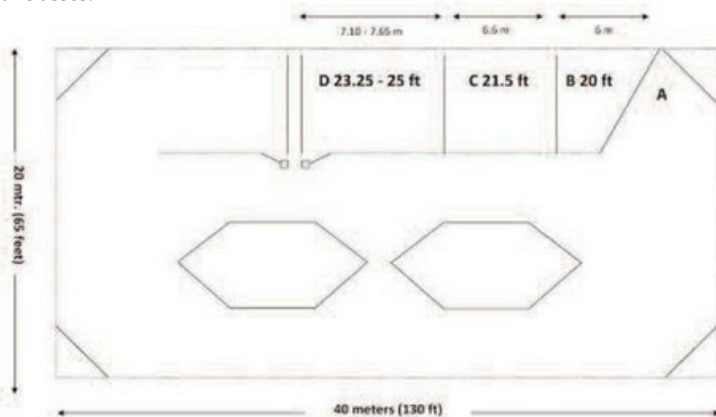
The under-saddle horses will be shown on the jumping IBOP course with age appropriate heights and spreads. If also entered in the jumping IBOP, both classes will be evaluated at the same time.

Scoring:

There will be a minimum of two judges. 3-4-year-old horses will be scored as follows:



- Scope - 30 points
- Carefulness - 20 points
- Quickness - 20 points
- Technique - 20 points
- Willingness - 10 points

5-8-year-old horses will be scored on rideability as well.



Criteria predicates jumper horse

) Foal book mare




Acceptance studbook

-) Minimum age: 1 year
-) Minimum height: 1.58 meter
-) Conformation: SQ, points
-) Movement: walk and trot: 50 points
-) Jumping:
 -) Canter, r., t., x@, s, t < > < > < > < > and scope @: 50 p<
 -) Or sport predicate jumping (Z jumping with winning points)

Preliminary

-) Ster predicate
-) Conformation, and movement reassessed
-) Mares placed in order of quality
-) Depending on the quality > in'fitation National Maire Championships



Ster

-) Minimum height: 1.60 meter
-) Conformation: SQ, 70 points
-) Movement: walk and trot: 60 points
-) Jumping:
 -) Canter, reflexes, technique and scope < 75 points
 -) Or sport predicate jumping (Z jumping with six winning points)

Keur

-) Ster predicate
-) Preliminary keur at the Central Inspection
-) Tal<mt is a <pol">t hors@:
 -) Pre<li<ate IBOP or predicate EPTM jumping
 -) Or li-1 jumping with .S winning points or M<venting with 5 w<nnin' points




Elite

-) Keur predicate
-) D-OC or PROK-predicate



Criteria predicates hunter horse

> Foal book mare



Preliminary keur


-) Ster predicate
- > Conformation and movement reassessed
- > Mares placed in order of quality

Acceptance studbook

-) Minimum age: 3 years
-) Minimum height: 1.58 meter
-) Conformation:?: 50 points
-) Movement: walk and trot?: 50 points
-) Jumping:
 - > Canter, reflexes, technique and scope?: 50 points
 -) Sport predicate

Ster

- > Minimum height: 1.60 meter
- > Conformation:?: 70 points
-) Movement: walk and trot?: 60 points
- > Jumping:
 -) Canter, reflexes, technique and scope?: 75 points
 -) Hunter Sport predicate


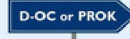


Keur

-) Mare must have keur conformation as Hunter, AND
-) an IBOP with a minimum score of 75 OR
-) a Hunter sport predicate

Elite

-) Keur predicate
- > D-OC or PROK-predicate



Gelders Horse Inspection

Upper Beam Movement Scoring				
	Height	Conformation	Movement	Overall
Studbook	158	Minimum 50	Minimum 50	Minimum 140 points for conformation plus
Ster	160	Minimum 70	Minimum 75	Movement or Jumping

Gelders horses are evaluated on conformation, movement and free jumping (if desired). Versatility is a high priority.

A) Hard Surface each horse is individually presented in-hand on the hard surface as follows:

- 1) stood up with left side facing the jury,
- 2) walked away and back in a straight line,
- 3) trotted away and back in a straight line,
- 4) stood up with right side facing the jury.

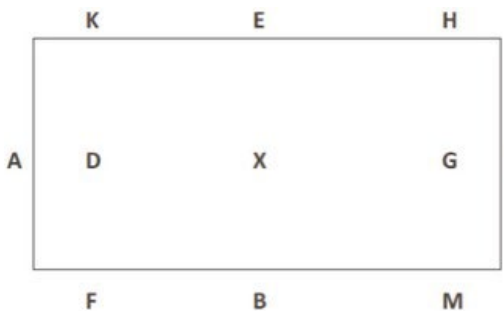
B) Free Movement and Free Jumping each horse is individually presented in free movement/jumping and will be evaluated on the walk, trot and canter, as well as free jumping if desired. Free movement is required for all horses.

Free-jumping is optional for mares and geldings but required for all stallions presented for approval.

C) Walk Around Horses come back as a group for a walk around, presentation of ribbons and commentary from the jury.

Keur Eligible

Ster mares will come back for a keur eligibility conformation evaluation as described on pages 14 and 16.



Keur

- Mare must be keur eligible in the dressage breeding direction or be re-presented for conformation, and
- Mare must earn a minimum of 70 points in the under-saddle IBOP or 75 points in the harness IBOP, or
- Mare must earn a minimum of M+5 in jumping, dressage, eventing or harness sport.

Sport Predicate

- Minimum of M+5 in jumping, dressage, eventing or harness sport

IBOP Performance Tests

Owners have the option to show their horse in the under-saddle or the in-harness IBOP. If shown under-saddle, the horse must do both a dressage and jumping test. Jumping is evaluated under saddle.

If the horse is presented for an in-harness IBOP, then both the driving test and the skill test is required. The skill test consists of a track with seven obligatory passages that must be passed in order. The judge may ask the driver to do certain passages again.

Under Saddle

These tests includes both dressage and jumping. Horses performing the under-saddle test are judged on walk, trot, canter, posture, and suitability as a dressage horse. Jumping is scored on technique, carefulness, attitude, rideability and suitability as a jumper. The total possible score is 100 points and the horse needs a 75 to pass.

Gelders Dressage Test

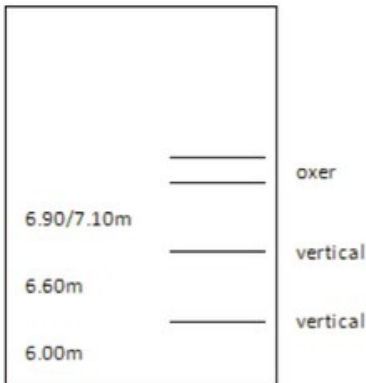
1. Enter at A in working trot on the left rein.
 2. Between H and K a few strides of medium trot.
 3. H - X - F change rein and transition to walk.
 4. K - H stretch the neck.
 5. C collect the reins and transition to trot.
 6. E - B - E 20 m circle and canter on the right lead 2 times and afterwards follow track.
 7. On the short side transition to trot.
 8. K - M change rein.
 9. B - E - B 20 m circle and canter on the left lead. The second circle a few strides medium canter, afterwards follow track.
 10. On the short side transition to trot.
 11. C serpentine with three loops.
 12. C circle 20m and stretching the neck, stay on the circle
 13. Out of stretching the neck transition to free walk and follow track.
 14. End of test
- On request of the judges some parts of the test can be asked for again.

Jumping Test

During the jumping IBOP, the jumping under saddle needs to be judged according to the attached model. For three- and four-year-old horses the height of the jumps will be 80cm. By request of the judges or riders it can be heightened up to 115cm. For five years and older horses the minimum is 90cm, maximum is 125cm. The riders start the test by warming up over single jumps, after which they eventually jump the course.

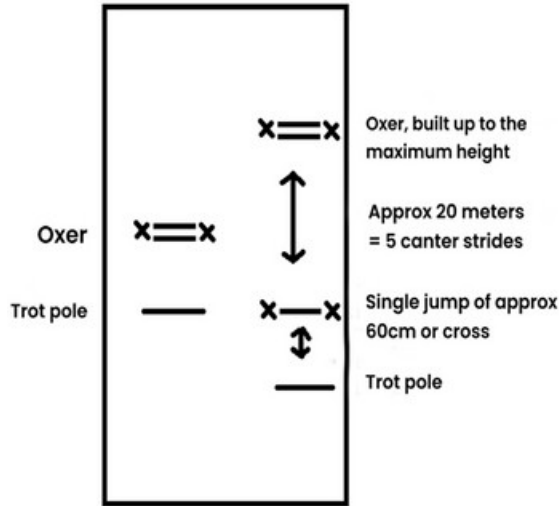
Driving Test

Horses that are presented in harness must do both the driving test and the skill test with cones. The skills test with cones has 7 numbered passages that must be passed in order to pass the IBOP. The skill test must be done TWICE in a row. The skill test can be driven in a canter or trot and the driver can use varying speeds in the same test. The judges can ask the driver to do certain passages again. Horses are judged on the walk (x2), trot (x2), canter, self-carriage, willingness, maneuverability and overall picture in harness (x2). The total possible score is 100 points with 75 needed to pass. Both a regular driving test and a skill test are required. The skill test consists of a course with ten obligatory passages, nine cones and one obstacle.



The above line will be jumped both under saddle and free.

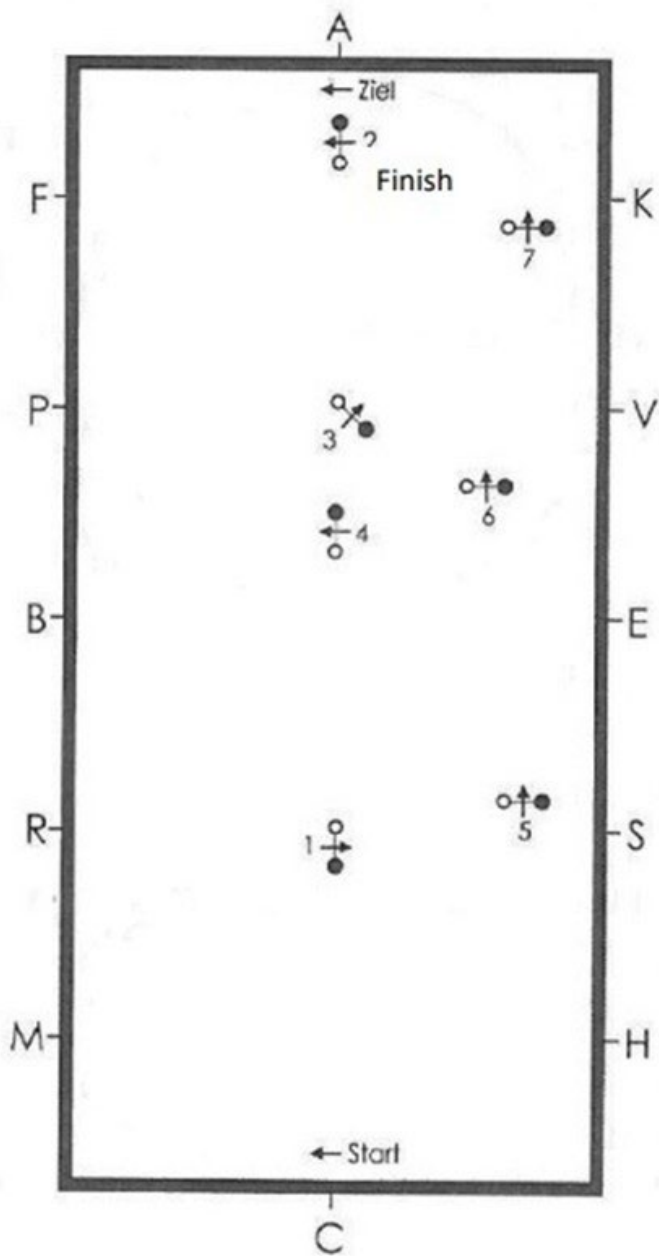
Jumping IBOP



Gelders Driving Test


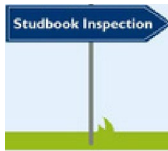

1	A	Enter in working trot on the right hand
2	C	Halt and Salute
3		Between C and M Working Trot
4	A-X-A	Large circle while letting the horse stretch its neck, Shorten the reins before A, Change reins with some strides middle trot
5	K-X-M	Change rein with some strides middle trot
6	M	Working Trot
7		Between C-H Walk
8	E	Turn
9	X	Halt 4 seconds, then working walk
10	B	Go right
11		Before A Working Trot
12	E	Change leads by serpentine
13		Between C-H Working canter left
14	E	Large Circle
15		Before A, Working trot
16	F-X-H	Change reins with some strides, middle trot
17		Between C-M Working canter right
18	B	Large circle
19		Before A Working trot

Skill/Cones Test



Criteria predicates Gelder horse

) Foal book mare




Acceptance studbook

- > Minimum age: 3 years
-) Minimum height: 1.58 meter
-) Conformation: 2-: 50 points
-) Movement
 -) Walk, loet, danler, ind posture: ? 50 points
 -) 01 •port predicate (M dressage with fye winning poinu)

Preliminary keur

-) Ster prediekte
- > Conformation, walk and trot reviewed
-) Mare placed in order of quality
-) Depending on die 9uo,lity >- invitation National Mare Cham,pion5hip•



Ster

-) Minimum height: 1.60 meter-
-) Conformation: 70 points
-) Movement
 -) Average walk, trot, e: 1nmr and posmr 2: 75 points
 -) Or sport prediekte M with five winning points)
- > Jumping: il: 75 points wicn enc movement scored at il: ,65 points or higher

Ke1Jr

-) Ster prediekte
-) Preliminary keur at ,ne Central Insp:ctio
-) Talent • 01 •port horse:
 -) Predic:1ee IBOP or predic:ite EPTM Gelder horse
 -) Or sport predicate (M with five winning points)
 -) Or ,nrcc times in an intcnational fo-in -h01nd compe,i,ion on, all p. orts
 -) Or participate in endurance dass 1111+3

Elite

-) Keur predie:ite
- > PROK predie:ite



Harness Horses

	Height	Conformation	Movement
Studbook	158	Minimum 50	Minimum 50
Ster	160	Minimum 68	Minimum 68
			Minimum 140 Points Overall

The upper beam score for Harness horses consists of scores for conformation, movement, and general impression. The scoring scale used for this purpose ranges from 40 to 100 points, marked in one-point increments.

Studbook and Ster

Horses are shown in-hand on a hard surface and then on the oval in the grass or sand. Horses are divided into groups of up to eight horses separated by age.

A) Hard Surface Horses are presented individually in-hand on the hard surface.

- 1) stood up with left side facing the jury,
- 2) walked away and back in a straight line,
- 3) trotted away and back in a straight line,
- 4) stood up with the right side facing the jury.

B) Movement After the evaluation on hard ground, horses are presented individually in-hand on the oval on grass or sand.

C) Walk Around All horses will come back as a group for a walk around in the ring, presentation of premiums and comments on the horses from the inspection committee.

Keur Eligible

- Harness mares do not have “Keur eligible”.

Keur Predicate

- Mares must have the Ster predicate.
- Talent as a sport horse:

>Predicate IBOP

>Or within 2 seasons earning ≥ 25 winning points*

>Or predicate Sport earning ≥ 50 winning points*

*Winning points can be achieved during the IBOP and the Fine Harness Cup.

Harness Horses

Driving IBOP

(For mares, geldings and stallions, not presented for licensing)

Participating horses will need to complete the alternative IBOP twice on separate days.

To achieve the IBOP predicate they have to pass it twice with ≥ 75 points.

If they do not pass the test the first day, they can still attempt the test the second day or within different keuring years.

Equipment:

- Collar or harness.
- Normal size crupper.
- Shoes may be a maximum of 12 mm in thickness, 25 mm in width, and must be normally balanced.
- Four-wheel carriage, show cart preferred.
- The use of aids, like double shoes, tail elevator, check reins and ginger are forbidden.

Alternative IBOP

The alternative IBOP consists of 2 parts which are the Dressage test followed by the Show test.

The Dressage and Show test are driven individually and consecutively, with the inspection committee standing in the arena.

The inspection committee always has the right to deviate from the procedure and, if desired, to request additional procedures.

Dressage Test:

Enter in working trot on right lead
Once around, line up on the center line with the head towards the grandstand/audience and salute
Inspection by the inspection committee
Start on the right lead in a working trot
After one round, change lead across the diagonal
Show more action in trot over the long side
Drive a large circle at the middle of the long side
Transition to a walk and change lead across the diagonal
Transition to working trot and drive a large circle at the middle of the long side
Show more action in trot over the long side
Transition to walk
Line up on the Center Line

*The Dressage test must be sufficient, and the inspection committee will announce if the horse will be admitted to the Show test or not

Harness Horses

Show Test:

Start on right lead in show trot
After two rounds, change lead across the diagonal
After two rounds, line up on the centerline
The inspection committee announces the results
Round of honor in show trot on right lead, change lead across the diagonal and leave the arena

Harness Horses

Driving IBOP) For stallions presented for licensing)

After linear scoring stallions can be invited by the inspection committee to perform the alternative IBOP on the first day.

Depending on the results of the alternative IBOP stallions can be invited to perform the regular IBOP on the second day.

Equipment:

- Collar or harness.
- Normal size crupper.
- Shoes may be a maximum of 12mm in thickness, 25mm in width, and must be normally balanced.
- Four-wheel carriage, show cart preferred.
- The use of aids, like double shoes, tail elevator, check reins and ginger is forbidden.

Alternative IBOP on the first day (by invitation only)

The alternative IBOP consists of 2 parts which are the Dressage test followed by the Show test.

The Dressage and Show test is driven individually and consecutively, with the inspection committee standing in the arena.

The inspection committee always has the right to deviate from the procedure and, if desired, to request additional procedures.

Dressage Test:

Enter in working trot on right lead
Once around, line up on the center line with the head towards the grandstand/audience and salute
Inspection by the inspection committee
Start on the right lead in a working trot
After one round, change lead across the diagonal
Show more action in trot over the long side
Drive a large circle at the middle of the long side
Transition to a walk and change lead across the diagonal
Transition to working trot and drive a large circle at the middle of the long side
Show more action in trot over the long side
Transition to walk
Line up on the Center Line

*The Dressage test must be sufficient, and the inspection committee will announce if the horse will be admitted to the Show test or not

Harness Horses

Show Test:

Start on right lead in show trot
After two rounds, change lead across the diagonal
After two rounds, line up on the centerline
The inspection committee announces the results
Round of honor in show trot on right lead, change lead across the diagonal and leave the arena

Regular IBOP on the second day (by invitation only)

The regular IBOP consists of 2 parts which are the Dressage test followed by the Show test.

The dressage and show test are driven individually and consecutively, with the inspection committee standing in the arena.

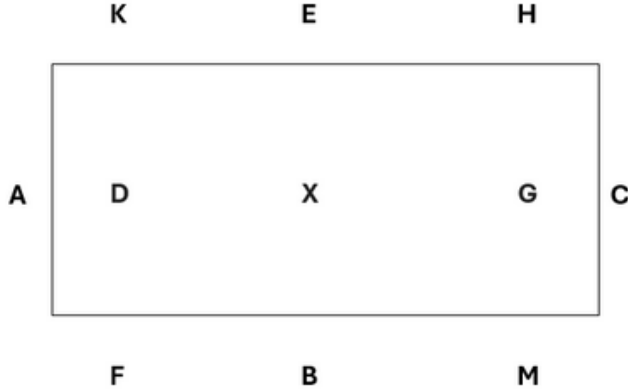
The inspection committee always has the right to deviate from the procedure and, if desired, to request additional procedures.

Dressage Test:

Between A and K enter working trot on right lead
A - go down center line
X - halt and salute
Proceed working walk
C - track right and trot once around
After once around
Between M and F, more action
Between K and H more action
Between M and B, working walk
Between B and F, working trot
A - go down center line
X - halt, proceed working walk
G - half circle to the left and back to X
X - halt, Proceed Walk
A - track left and trot once around
After once around, A - large figure eight using entire arena
Between F and M, more action
Between H and K, more action
C - Working Walk
A - go down center line
X - halt and salute

*The dressage test must be sufficient, and the inspection committee will announce if the horse will be admitted to the show test or not

Harness Horses



Show Test:

Start on right lead in show trot
After two rounds, change lead across the diagonal
After two rounds, line up on the centerline
The inspection committee announces the results
Round of honor in show trot on right lead, change lead across the diagonal and leave the arena

Judging the IBOP

Dressage test:

- Walk - Scope and suppleness
- Trot - Square, scope, suppleness and self-carriage
- Maneuverability - Correct posture during turns
- Obedience - Positive reaction to the aids and being able to stand still

Show Test:

- Front (x2) - Use of the head and neck, coming back in the front, self-carriage
- Self-carriage - Rising in the forehead and sitting in the hindquarter, relaxation in the topline, straightness and correct bending
- Suspension - Extended foreleg, engagement of the hindleg, moving with balance without having to develop speed
- Action of the foreleg (x2) - Action and scope
- Use of the hindleg (x2) - Powerful engagement of the hindleg and bending of the joints
- Enthusiasm - Showing happiness and forward motion, eager to perform, relaxed use of tail and ears
- General Impression - The overall picture of a harness horse

The parts in the Show test will be rewarded with a score from 0 - 10 points, marked in half-point increments.

Horses can earn a maximum of 100 points.

To pass an IBOP ≥ 75 points must be achieved.

Harness Horses

Winning points for Keur and / or Sport Predicate

Beginning in 2019, mares, geldings, Licensed and Approved Stallion Harness Horses will be able to begin accumulating winning points.

The horses will be able to achieve winning points during each IBOP as well as during each Fine Harness Cup. A horse will need to achieve ≥ 50 winning points to receive the Sport predicate.

In addition to pass the alternative IBOP twice for Ster mares to become Keur it's also possible for Ster mares to obtain the Keur predicate by winning points. In that case ≥ 25 winning points must be achieved in 2 seasons or ≥ 50 points in more seasons.

Any winning points previously earned in Holland will be transferable at half their value. For example, if a horse earned 50 points in Holland they would have 25 points here in North America.

To achieve points during the IBOP the total score must be at least 75 points. To achieve points during the Fine Harness Cup a minimum of $7\frac{1}{2}$ points must be achieved which will be determined by the inspection committee following the competition.

IBOP scores earned in North America will count retroactively.

However, the Fine Harness Cup will not because point values were not previously set.

Fine Harness Cup: Sponsored by the Dutch Harness Show Association - DHSAA

Depending on the number of entrants, classes will be split between males and females. A cash prize TBD will be divided between the Champion and Reserve Champion in each division. Coolers will be awarded to the Champion and Reserve Champion as well.

Horses will compete for the KWPN-NA/DHSAA Fine Harness Cup. Cash prizes will be awarded as well as coolers for Champion and Reserve Stallion and mare. Open to all horses, classes will be divided by gender and age, depending on the number of entries. Horses will go in both directions and be judged at the trot. Horses will be judged on performance, presence and quality and conformation.

The fine harness horse should be a light, refined horse with high action. The horse' energy should be directed toward elevation, self-carriage and free-moving action, showing animation rather than speed. The horse should exhibit flexion and extension of the foreleg and deeply flexing hocks for powerful propulsion of the hind leg. Equipment: A light harness, headstall with a Liverpool bit with 2 or 3 joints. Overcheck rains with an overcheck bit is the only aid allowed. The use of a crupper, no higher than 20 cm, is allowed. Harness must have blinkers and traces. An extra shoe in the front hooves is allowed, total thickness not to exceed 35 mm. protective quarter boots are allowed on the front. An appropriate lightweight, four wheeled vehicle with bicycle type wheels and no top must be used. Martingales, curb bits, wraps, boots and taping of the hooves are not allowed. Drivers must wear a dark blue, gray or black suit with a tie and a black or gray bowler hat.

Note: As of 2015 newly licensed stallions must compete in the fine harness cup rather than the IBOP the year after licensing.

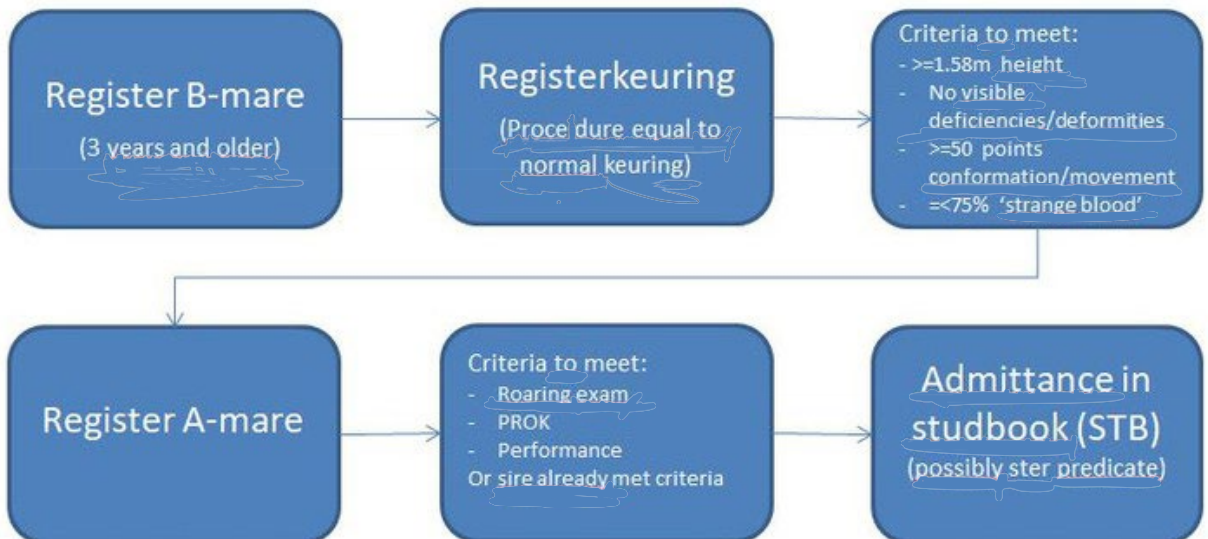


Register B Mares

Register B Mares

Because of the degree of inbreeding in the Harness Horse breeding direction is still a concern for the KWPN it is currently possible for Harness type Register B Mares are able to participate in a separate keuring class. If mares meet the requirements for studbook they will be transferred to Register A and must meet all requirements for Register A mares.

Note: Register B mares from stallions on the watch list or stallions that have lost their approval are NOT allowed to participate in the class.

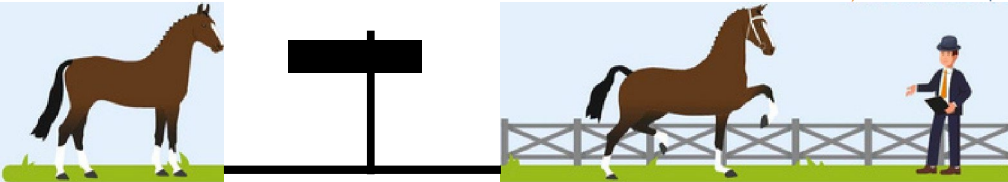


Criteria predicates Harness Horse

Acceptance studbook

-) Minimum age: 3 year,
-) Minimum height: 1.58 meter
-) Conformation: 2 SO points
-) Movement 2.50 point

Foal book mare



Ster

-) Minimum height: 1.60 meter
-) Conformation: 68 points
-) Movement: 68 points
-) Conformation and movement together 2.50 points



Keur


-) Ster predicate
-) Talent < 2.50 points
-) Or in 2 years, 215 winning points
-) Or predicate sport 2.50 winning points*

Elite

-) Keur predicate
-) PROK predicate



* Winning points can be earned in the IBOP and the Fine Horse Cup



Stallion Licensing and Approval Procedures

Stallions must demonstrate talent for a specific discipline, a good pedigree, and correct conformation that is both functional and attractive. Stallions must be healthy and strong so that owners can enjoy them for many years. Finally, they must be people-friendly and have a willing disposition with a clear desire to perform.

Pre-requisites

KWPN Foalbook or register A stallions and those registered with an erkend studbook are eligible to be presented for studbook licensing/approval within their breeding direction. Other stallions that fit within a particular breeding direction are also eligible (e.g., thoroughbred and Hackney).

Change in Breeding Direction

A breeding direction may be changed in consultation with the stallion committee or upon presentation of a sport record.

Physical Examination

The general physical and soundness evaluation must be completed by a veterinarian and mailed to the KWPN-NA office prior signing up for the advice keuring or for full approval.

Proof of Identification

The office will provide the jury with the registration paper showing name, birth date, color and markings, chip number and four-generation pedigree.

Parentage

Must be proven through DNA and on file with the KWPN-NA prior to entering the keuring.

Height

Stallions must be a minimum height of 160cm (approximately 15.3h). The jury will measure stallions at the keuring. Jury determination is binding.

Drug Testing

No drugs are allowed. Blood will be drawn from from all stallion approval candidates for testing. *Drug testing will be done at owners' expense.*

The Licensing Process

There are several components to the Licensing process:

1) Pedigree Evaluation

Each year a stallion is physically presented, his pedigree must be submitted to the KWPN for evaluation by May of that year. The evaluation is good only for that year. Without the pedigree evaluation, the stallion is not allowed to enter the advice keuring or be presented for licensing.

Stallions must have a pedigree that the KWPN stallion committee feels will improve the breeding program. It should be accompanied by the most current data on the family that is available at that moment and should include information about performance, conformation and health criteria from the female line.

The pedigree evaluation is progressive. As new information about the family becomes available, the evaluation will be adjusted accordingly.

The stallion committee will give a written opinion about the pedigree. if the opinion is negative, it is still possible to present the stallion if the owner feels his performance is sufficient to overcome his pedigree.

Competition Requirements for Stallions Four and Older

The following is intended as a guideline only. (Level equivalencies are close but not exact.)

Dressage Levels

Age	Dutch	USA
4 year olds	L	L1
5 year olds	M	L2
6 year olds	Z	L3
6/7 year olds	ZZ light	L4
7/8 year olds	ZZ heavy	Prix St. georges
9 and older	grand Prix	grand Prix

Jumper and Hunter Levels

Age	Dutch	U.S. Jumper Levels	U.S. Hunter Levels
4 year olds	B/L	Level 2/3; jumps to 1.10 m (3'6")	Pre green/First Year green
5 year olds	M	Level 5; Young Jumpers, jumps to 1.20 m (4'0")	Second Year green
6 year olds	Z	Level 6; Young Jumpers, jumps to 1.30 m (4'3")	regular Working Hunter
7 year olds	ZZ +	Level 7; Young Jumpers, jumps 1.35/1.40 m (4'6")	regular Working Hunter
8 and older	grand Prix	grand Prix	

2) Performance evaluation and requirements

Stallions three and older must show performance appropriate for their age and that positively sets them apart from their contemporaries. Stallions eight or older must have positively distinguished themselves from their contemporaries in sport, or their offspring must have done so. See competition requirements on previous page.

3) Linear Scoring

With values for conformation and performance test according to the breeding direction of the stallion.

4) The I.B.O.P. Riding Test

Stallions up to eight years old are required to perform an IBOP in their breeding direction unless they have shown grand Prix sport record. Stallions with a documented grand Prix record are excused from the IBOP portion of the keuring presentation.

- Riding Types:
 - Dressage Type - Dressage IBOP
 - Jumper/Hunter Type-Jumping IBOP
- Harness Type - Driving IBOP
- Gelders Type - Riding and Driving IBOP, Dressage and Jumping, or 2 driving tests (see Gelders IBOPs)

5) Sport/Offspring Requirement

Stallions eight and older must have a successful competition record, be a proven sire of performance horses in his own breeding area or country or have a minimum of six offspring that can be found in the WBFSH rankings.

6) Veterinary Requirements

Stallions must meet the radiograph and endoscopy requirements as well as the Physical examination described earlier. There is a \$150 fee each for reading the endoscopy and radiograph examinations.

Veterinary requirements consist of:

- General Physical Evaluation
- Endoscopic Evaluation (Protocol available online) - Stallions must have a normal and well-functioning breathing apparatus. The examination must be recorded digitally per KWPN instructions, which must be sent to the KWPN-NA office to be forwarded to Holland for evaluation.
- Radiograph Evaluation (Protocol available online). Harness horses are required to undergo a 22-view radiographic examination. Riding Type Stallions are required to obtain an 28 view radiograph exam as well as a DNA Osteochondritis test, or D-OC. Radiographs may be taken any time after September 1st of the two-year-old year. Dicom images must be emailed to the KWPN-NA office within three months of the exam to be forwarded to Holland for evaluation. Any surgeries must be disclosed. The OC DNA test can be found on our website and submitted with hair samples.
- Semen Evaluation - All stallions are required to undergo a semen and breeding soundness evaluation per KWPN specifications. A semen evaluation must be done in the year a horse is presented, regardless of any earlier evaluations. Semen needs to be of good, sufficient or moderate quality. The semen quality will be published in the stallion's report. Semen evaluations must consist of TWO ejaculations, an hour apart, and should be submitted on the Society for Theriogenology form to the KWPN-NA office to be forwarded to Holland for evaluation. The KWPN may request additional semen evaluations when deemed necessary.

Veterinary examinations are no longer required BEFORE the keuring. However, if a stallion is deemed acceptable, ALL vet work must be submitted to the KWPN-NA office within 30 days following the end of the Keuring Tour.

7) Performance Testing

The KWPN-NA is now a participating organization in the North American Stallion Sport Test (NASST).

Click [here](#) for more information on the NASST.

Note: *The KWPN does not accept any 100-day or 30-day Test held by any other registry in North America.*

Competition after Approval

By age seven or eight stallions should be competing at Fourth Level Dressage, Level 7 or 8 (respectively) Jumping, regular Working Hunter or intermediate eventing.

Approved vs. Licensed

Approved stallions have successfully completed all KWPN requirements. Licensed stallions have successfully completed a keuring presentation, veterinary requirements and an IBOP.

Licensed stallions must still complete a KWPN performance test.

Click each form below to open the PDF Forms!

[D-OC Information](#)

[D-OC Form](#)

[Endoscopic Evaluation Form](#)

[PROK Evaluation Form](#)

[General Physical Evaluation Form](#)

Semen Classifications

<u>Fertility Class</u>	<u>Motility</u>	<u>% Live Cells</u>	<u>% Normal Cells</u>
good	>2500	>70	>70
Sufficient	2000-5000	50-70	50-70
Moderate	1000-1999	30-49	30-49
insufficient	<1000	<29	<29

Stallion Licensing Procedures

Names

Approved or erkend KWPN stallions have unique names. This may mean that if a particular name is already in use by another Approved or erkend stallion, the stallion might need to be renamed. Outside Stallions will retain their original name and registration number.

Harness Stallions the circumstances for Harness stallions are somewhat unique in North America. Licensed stallions can only become Approved upon the successful completion of a performance test. Therefore, at this time, Harness stallions that are successfully presented at a keuring and successfully complete their veterinary requirements are not 'Approved' but are considered to be permanently 'Licensed.' To maintain Licensed status, Harness Stallions must be shown in the KWPN Fine Harness Cup the year after being licensed. Stallions that have competed at the highest (honors) level of harness sport may be excused from this in-harness presentation requirement. The KWPN has the authority to excuse a stallion from this presentation or ask for further performance.

Outside (or foreign) Stallions – outside stallions are stallions from an erkend studbook (European Warmblood, thoroughbred or Hackney) and are considered to be "improvement sires." As such they must offer something to the breeding program that is not readily available. This may include particular bloodlines or an impressive international sport record. A copy of registration papers, a four- generation pedigree and sport/racing records must be sent to the KWPN-NA office for evaluation by the KWPN. Parentage must be proven through DNA. To become KWPN licensed, outside stallions must undergo the same inspection and requirements as KWPN stallions.

The evaluation of stallions in the context of stallion selections and the status of stallions in North America takes place under the guidance of and is subject to the directives by the KWPN Stallion Selection Committees.

Advice Keuring for Stallions Two and Older

Stallions two and older may participate in an advice keuring, Stallions will be linear scored and receive a written evaluation. When signing up the owner must submit:

- All Stallions: A pedigree and any pertinent family information available at that time for evaluation.
- Stallions four and older: the above information plus information on the stallion's own performance.

The stallion must participate in a physical stallion presentation including:

- an evaluation on the hard surface as described in the 'In-Hand Presentation on the Hard Surface.'
- An evaluation of free movement as described

As the name implies, the advice keuring is to give stallion owners advice on a possible future of the stallion within the KWPN breeding program; there are no rights or implied promises connected to the out- come of the advice keuring.

First Round for Stallions Three and Older

This class is open to stallions that:

- turn three during the keuring year; or
- are four or older and have shown distinctive performance appropriate for their age that positively sets them apart from their age group; or
- are eight or older and have positively distinguished themselves at higher levels of sport or that have offspring that are positively distinguishing themselves from their age group. and
- have a pedigree that the stallion committee feels is of sufficient interest to be accepted into the selection process. The pedigree evaluation will be based on family and expectation values available at that moment. and

The stallion must participate in a physical stallion presentation including:

- An evaluation of the horse on the hard surface as described in the 'In-Hand Presentation on the Hard Surface'.
- A passing IBOP as described

On rare occasions – if the KWPN Stallion Selection Committees feel that a particular stallion offers something special to the breeding program that is not other- wise available – the KWPN may allow a register B stallion or a stallion from a non-erkend studbook to be inspected for approval.

This is on a case-by-case basis! The same timeline as for other stallions applies.

The stallion evaluation committee will give a score according to the keuring standards, on a scale from 40 to 100 in five-point increments for conformation and movement or jumping characteristics. If the stallion receives a minimum of 70 points for conformation, he can be considered for licensing.

Second Round for Stallions Three and Older

The Under-Saddle Presentation

- Stallions between the ages three through seven that have passed the First round are required to perform the IBOP in the same breeding direction during the same keuring. Stallions will be scored according to the keuring standards for the IBOP where 75 is a passing score, but not necessarily sufficient for approval. The keuring jury will forward all information to the KWPN stallion committee, which will decide on how to proceed; or
- in general, stallions eight or older that have passed the First round and have a grand Prix sport record will be shown 'freestyle' under saddle. At the discretion of the stallion committee, a stallion with a grand Prix sport record, or a stallion that has a number of offspring successful in sport do not have to be shown under saddle. the jury will forward all information to the KWPN stallion committee, which will decide whether a stallion will be invited to take part in a 5-Day Performance test.

Equipment:

Riding/Gelders stallions are presented under saddle with simple, smooth-mouthed snaffle, with a flash, figure eight or dropped nosebands with no more than two joints (metal or rubber) and a saddle with fitted saddle pad. Martingales, auxiliary reins or other gadgets are not allowed.

Tendon protection (splint boot) is allowed on forelegs. The evaluation committee has the power to make changes to tack. The rider must wear competition attire.

Harness/Gelders stallions are presented in harness with a normal size crupper, normal sized and balanced shoes in front of a four-wheel carriage (preferably a show carriage). See "Driving IBOP" for particulars.

Licensed Status

After successful presentation and selection at a keuring, performance of an IBOP and passing of all veterinary requirements, the stallion will be considered licensed

In general, offspring by a Licensed stallion receive register A papers. Foals may be upgraded upon approval of the stallion.



Stallion Approval Process

Requirements after Licensing

Performance Testing

Stallions that reached Licensing status must come back the next year to perform the IBOP again. If they are being evaluated at the NASST, they can perform the performance test there as well.

Offspring Evaluation

Once a stallion is licensed. The sire must present ten or more registered offspring in North America before they can move on to consideration for full approval. They must also reach a high enough performance level. For Dressage, they must reach Prix St. George and for Jumping, they must reach 1.40m with sufficient scores.

5-Day Character Evaluation

Once a KWPN-NA Licensed Stallion that has reached the required performance level and presented the required number of foals, they must present for a 5-Day Character Evaluation. The goal of the 5-Day test is to study stall behavior and any potential vices of the stallions.

After completing the 5-Day test, the KWPN stallion committee will decide whether to approve the stallion or not.

Requirements after Approval

Offspring Evaluation

To retain approved status, a stallion's offspring must meet certain requirements at certain times during his breeding career. If, at those times, a stallion's offspring do not meet the standards set by the KWPN, the stallion may be put on the watchlist or disapproved. Offspring will be evaluated at the following intervals:

- A stallion is required to present a minimum of ten* offspring at the dam's side for foal inspection within two years of the date of approval. Foals will preferably be shown at a single keuring, but multiple locations are allowed.
- A stallion is required to present ten* offspring (aged three to five years old) at studbook inspections by the time the oldest offspring are five years old.

- Sport results of ten* offspring (five to eleven years old) must be submitted *by the time the oldest offspring are eleven years old.*

If a stallion cannot meet the above requirements, the owner can apply for a one-year extension. An extension will be granted only if the KWPN stallion committee sees potential in the stallion and the owner has an acceptable reason (e.g. veterinary) as to why the stallion did not meet his requirements.

After successfully completing all the previously stated requirements, a stallion will have met all the approval criteria and may be permanently approved.

Due to the limited number of breedings in North America, the number of offspring from Harness Stallions required at the designated intervals is five rather than ten.



Stallion Licensing How-To

*Veterinary Tests can be submitted before or after the keuring. If after, must be submitted within 30 days of the end of keuring tour.

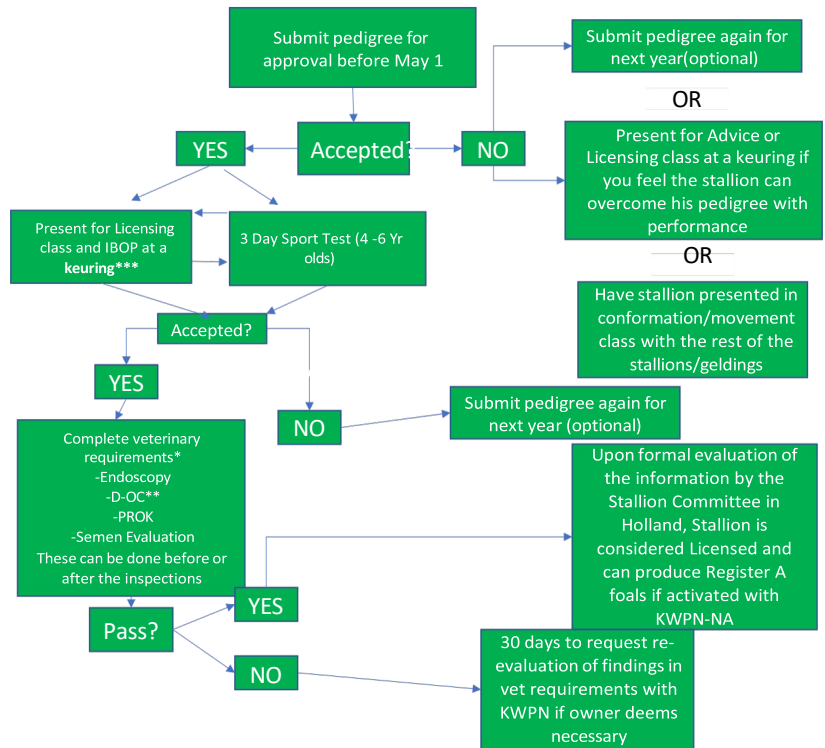
**Harness and Gelders type stallions may not be closely related enough to the genetic population for the D-OC test.

***Min. Ext. (Conformation) 70
IBOP 75 and DGB / 3 days with

KWPN Jury
Pedigree approval/damline
Pass all Veterinary requirements
Offspring eligible for Reg. A

To be eligible for evaluation at the NASST, the stallion must first be presented at a KWPN-NA keuring. If a stallion is selected at the NASST, he must then go through the formal licensing process with

the KWPN-NA.





2026 Keuring Host Guide



KWPN of North America – 2026 Keuring Host Information



Key Requirements – See full document for details

Site requirements

- Adequate stabling for mares, foals and stallions
- Parking for trucks, trailers, attendees, etc.
- Hard surface (preferably paved) at least 5 m wide and 30 meters long – for conformation and walk/jog
- An enclosed arena space (max 20m x 40m) with a double diamond layout for dressage free movement as well as equipment to set up a free jumping chute (Enclosure needs to be at least 5' high for safe free jumping) – at least 8 standards (4 pairs), 10 – 12 poles, 8 safety cups
- Jumping arena for IBOP with 18 standards, 24 rails and safety cups (see Jumping IBOP course)
- Dressage arena with letters for performance tests
- Measuring stick
- Logistics and time considerations for distance from stalls to arenas with ample communication between areas for smooth class transitions (keep horses coming without lag time inbetween)

Personnel requirements

- Organize handlers for those who cannot present their own horses – strongly recommend professional handlers
- Experienced ring crew (minimum of 4) to help the horses move around for free movement
- Photographer/videographer (optional but strongly recommended)
- Braider(optional)
- Ring steward/announcer/reader – very important to keep the horses coming in a quick efficient matter without down time between individual horses/classes
- Vet/farrier on call - in the event of a stallion licensing a blood test will need to be drawn

Jury/Participant Requirements

- Table for judges in center of arena
- In extra hot areas or rainy days, a canopy or shade for the judges is nice
- Coffee, beverages for judges in the morning with snacks and other beverages
- Lunch for at least the judges, if it is a long day with many entries, a food truck, boxed lunches, etc is nice for the participants

Physical keuring requirements:

1. Measuring/Branding

As mentioned in the letter, we ask that hosts provide a good, reliable measuring stick with a level indicator. An aluminum stick works the best.

Measuring should take place in a level/flat, non-slippery area that allows efficient and safe entry and exit. Horses should be lined up, measured and depart without the interference of other horses (or people). Keep in mind that some horses panic when they see the measuring stick coming toward them.

Free Jumping

The chute is approximately 25 meters long with side rails of approximately so horses can't jump out.

The chute contains a line of three jumps. Jump 1 is an "x", Jump 2 is a vertical and Jump 3 is a vertical that will be converted into an oxer. Jump 3 must be adjustable for height and distance. Poles must be a minimum of three meters long.

The first jump is a vertical placed **6m** from the short side of the ring, with a trot pole before it. The second jump, another vertical, is placed **6.60m** after the first, and the last jump is placed **7.10 - 7.65m** after the second. The last jump is initially set up as a vertical and later expanded into an oxer.

Heights:

1st jump - cross bar; H 70-80cm
2nd jump - vertical; H 80-100cm
3rd jump - oxer; H 80-90, 95-100cm

Horses are asked to jump the line several times. Heights of Jump 3 will be raised at the discretion of the jury. Jumps may not be moved except at the direction of the jury.

1. Hard Surface (all breeding directions)

The hard surface presentation should be done on a flat, hard area about 5 meters wide and 30 meters long. This area should not be slippery: non-glazed asphalt, concrete, or hard packed ground without rocks or stones. The area should also be safe for any horses that get loose. Horses should not be able to get on a road or escape into a field. All horses entered in studbook classes and 2-year old stallion prospects will participate in the hard surface presentation.

2. Free Movement and Free-Jumping (Riding/Gelders types only)

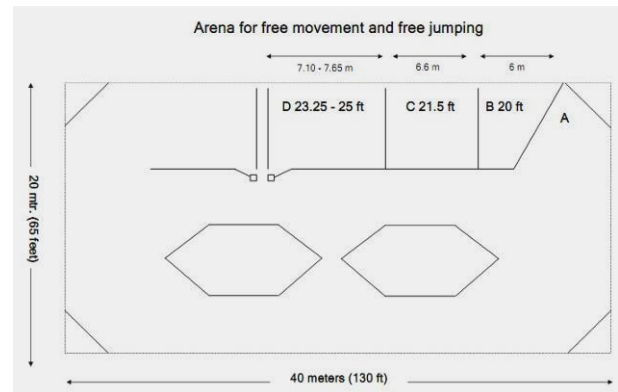
A cage or indoor arena (maximum 20 x 40 meters) is strongly recommended for the sake of horse safety. Mirrors must be covered.

A suitable structure may also be built inside an outdoor arena by using jumps or 7-foot chain link fence panels, or similar building materials draped with netting or secured tarps so that it appears more solid to the horses. The area should be safe for horses, jury, handlers and spectators.

Please create two 'islands' with ground poles inside the free jumping ring. This will allow them to change direction easily through a 'figure eight'. Flowers or shrubs in the corners of the 'islands' will help define it. One island should contain a small table and a few chairs for the jury. The handler entering the ring with the horse should stand in the other, separate from the jury.

The keuring host provides the ring crew with lunge whips. The

ring crew should be made up of **four or five experienced handlers**, whose job is to keep the horses going, change directions, raise jumps, pick up rails, etc. A single handler will bring the horse into the ring and turn it over to the ring crew. Only the ring crew is allowed to direct horses around the islands and into the chute. The ring crew and handlers must wear white clothing (Amish handlers must wear blue).



The chute must be blocked during free movement. Dressage horses will do free movement only. Jumpers and hunters will show a short period of free movement and will then be directed into the chute. The entry list and schedule will state whether a jumper or hunter will or will not free jump. Foals are not allowed in the ring with their dams.

IBOP Requirements

Special attention should be paid to footing as this is a major concern of many participants. There should be no rocks or large dirt clods, be too deep or be slippery. Horses entered in the IBOP and the Young Horse classes also need to have an area (with adequate footing) in which they can warm up properly. *Regulation helmets are required for all riders.*

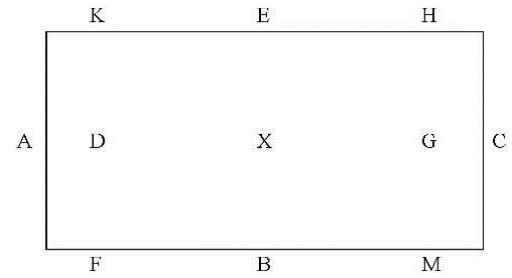
Personnel

A reader and microphone is required for dressage IBOP and DG Bar Cup. A ring crew is needed for the jumping IBOP, free jumping and Gloval Equine Sires Cup.

Dressage

Arena requirements

We get many questions about the individual dressage test. The test is written for a small (20 x 60 meter) arena; otherwise it will look very strange. Bigger arenas should be partitioned into a 20 x 60 meter arena with rails and letters.



Dressage IBOP components

- Part 1 is the individual dressage test as written in the entry booklet. (Duration about 10 minutes per horse).
- Part 2 is the group, 'called' portion of the IBOP. Two or three horses will be in the ring at one time. Groups will be divided by age and – with a sufficient number of horses. (Duration is about 5 minutes per horse in the ring).

Overall Duration: The approximate overall time needed for the dressage IBOP is about 20 minutes per horse.

Harness

Arena requirements

The driving IBOP should be done in a small (20 x 40 meter) arena. Bigger arenas should be partitioned into a 20 x 40 meter arena with rails and letters.

Harness IBOP components

- Part 1 is the Individual dressage test. (Duration about 10 minutes per horse). Horses must pass this to proceed to Part 2.
- Part 2 is the show test. Several horses will be in the ring at one time (duration about 10-15 minutes per group).

Jumper/Hunter

Arena requirements

- The IBOP jump course should be in a 20 x 60 arena.
- Horses participating in the IBOP will not free jump, even if they do not pass the IBOP, they will not be asked to free jump.

Jump requirements

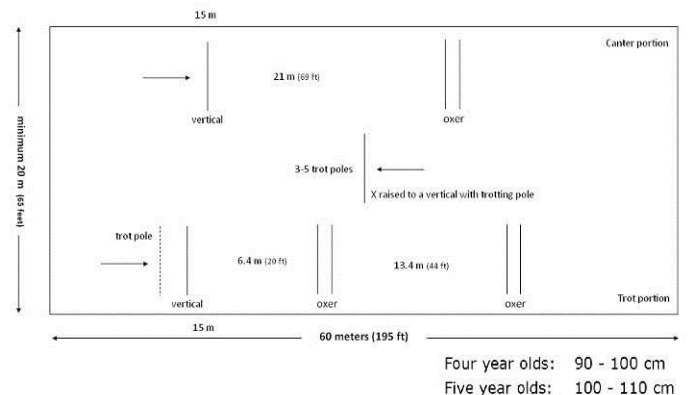
- 18 standards (three oxers, three verticals).
- 24 rails (all rails per jump should match in color).
- Poles or fencing for side rails flanking the jumps.
- All jumps, especially the oxers, should have safety cups.



1. Horses enter and show basic gaits on the left and right leads
2. Horses take turns trotting the line over the poles and jump the "X" in the middle of the arena.
3. Horses take turns trotting into the long line of the vertical and two oxers at the bottom of the diagram.
4. Horses take turns jumping the vertical and the oxer at the canter.
5. Horses leave the arena at a free walk.

Duration: Approximately 15 minutes per horse in a group.

Jumping IBOP Course



Test

Up to three horses will be in the arena at one time.

Groups are divided by age. All portions of the test will be done upon direction from the jury or ring steward as follows:

1. Horses enter and show basic gaits on the left and right leads
2. Horses take turns trotting the line over the poles and jump the "X" in the middle of the arena.

3. Horses take turns trotting into



Jury/Personnel/Participant requirements:

Equipment needs:

Tables and Chairs:

- Table for check-in purposes and on which to place bridle numbers, schedules, ribbons, etc.
- Table at one end of the hard surface area for jury (writing space, clipboards, drinks, etc.)
- Table with chairs in the center of one of two islands in the free movement/jumping area for jury.
- Table with chairs placed on one of the long sides of the riding arena (preferable in the shade) for the IBOP, DG Bar Cup and the Global Equine Sires Cup. The jury's backs should be toward the sun.

Basket: Please provide a large basket to take the ribbons into the ring.

Microphones: Two, preferably cordless, microphones. One for the announcer (that will reach the stabling area as well as in and around the ring) and the ringmaster, another for the jury to give commentary about the horses.

- The announcer/ring steward must be able to call the horses from the stabling area to the ring, announce who is 'on deck' as well as the pedigrees, breeders, owners, etc., of the horses coming into the ring.
- The ring master will also need a microphone when reading instructions for the DG Bar Cup. This may be the same microphone as long as it is where it needs to be at a particular moment.
- The jury needs a microphone when awarding premiums and commenting on the horses in the class.

Sun/Rain: If any parts of the keuring are held outside, a canopy of some sort is needed to provide the jury with protection from the sun or weather.

Refreshments: The jury will need coffee in the morning and water in the afternoon. A variety of drinks at the jury table is appreciated (coffee, water, etc). Light refreshment mid-morning or afternoon (snacks/fruit) is also appreciated.

Lunch: If the keuring lasts into the afternoon, lunch should be provided for the jury. Lunch must also be available to participants, handlers and spectators. Often hosts include lunch in with the stabling fees, organize a potluck or have lunch available for purchase.

Measuring Stick: A good quality measuring stick (see host letter) with a level must be provided to measure horses in the studbook inspection.

Jury Accommodations:

In most cases the jury will need two rooms the night before the keuring. For the last keuring of the tour or circuit, a room the night after the keuring may be required. The office will let you know all this for sure, as well as the travel schedule after airline reservations are made. Please book the rooms at a suitable, mid-priced hotel/motel that caters to business travelers and accepts major credit cards. Please guarantee separate rooms with your credit card, the jury will change the reservation over the KWPN-NA card upon checking in. The hotel should:

- Be easy to drive to from the airport (often in the dark!).
- Be as close to the inspection site as is possible.
- Be easy to get in and out of, traffic-wise.
- Have in-house coffee service (coffee shop, lobby or room).
- Have a restaurant in or near the hotel for dinner or breakfast.

Hotel information and Directions: The jury will rent a car upon arrival and drive to the hotel and to the keuring, so please provide the office with the hotel information and clear directions. The hotel information should include **hotel name, phone number and confirmation numbers**.

The office provides an updated list of entries as they come in. This link if available on our website and we can provide you with the link as well so you can keep an eye out for people that have contacted you but maybe have not submitted their entries yet. After the entry deadline, we will send you a list of all the horses and owners (including contact information) attending your keuring. Later on we will also send you a suggested schedule that you can use, unless you'd rather do your own. In that case, please send us a copy to go over as soon as you can.

Letter to entrants – keuring hosts should send a letter/packet to the participants of their keuring with directions, scheduling, stabling and bedding, fees (stabling/grounds/handler/braider), handlers, vaccination requirements, move-in and move-out times, availability of facility for practice, lodging, food availability and any other needs or requirements unique to your location. This letter/packet should also include any forms that you need/want filled in prior to the keuring. You might also stress that handlers, owners and spectators should wear activity-appropriate apparel (i.e. whites for anyone going in the ring) and walking/running shoes (no open toed shoes).

Stabling – should be on the grounds or within a short walking distance. We will let you know of any stallions that might be attending your keuring, so you can make special stabling arrangements. In the case stabling is rented, the KWPN-NA is sometimes able to help defray the costs for its members. Requests are reviewed on a case-by-case basis and must be approved by the KWPN-NA Board of Directors ahead of time.

Prior to the keuring, the office will send you boxes containing bridle numbers, ribbons, score sheets, etc. Ribbons should be set out to allow for less wrinkles. There will be an item for the jury to present to the host. Please go through all of the items as soon as the box arrives to ensure everything is in order.

Personnel requirements:

Jury Assistant

Before start of the keuring:

- Check in the entrants and give out the appropriate bridle numbers (one for each side) to owners/handlers of the horses that have been checked in. One of the numbers will have the name on the back. Inform entrants the numbers for foals may be worn by the mare instead.
- Give the entrants schedules as well as information on measuring, time changes, etc.
- If there are missing liability releases, the office will include releases to be signed by the owner/handler/rider prior to participation.
- Make up a list of horses that were scratched or did not show up and give it to the jury.

At the keuring:

The jury will let you know what they would like done, but some of the items are:

- Keep the jury apprised of any additional scratches and schedule changes.
- With the use of iPads, there is less paperwork for the jury but please assist in anything they may need.
- Hand out ribbons, foal cards, etc.

Ring Steward/Announcer/Reader

These jobs may be combined as long as all tasks are covered.

Ring Steward: It is the ring steward's responsibility to keep horses and handlers organized.

- Get horses from the stabling area to the ring on time.
- Get horses into the ring in a timely manner. Direct the horses smoothly from one part of their inspection to the next (from the hard surface to free movement/jumping, to the group walk-around, etc.).
- Line horses up in the ring when the jury is ready to award premiums and give commentary on the horses.
- Get the star mares back to the ring for the keur conformation evaluation
- Get any horses back to the ring that the jury wants to see for special presentations.

Announcer: It is the announcer's responsibility to announce activities and horses.

- Announcements should be made about start of measuring, start of classes, who's up, general information, etc.
- The horse number, name and pedigree of each horse should be announced it enters the ring.

Announcements must reach the stabling area. The announcer may be the same person as the ring steward.

Reader: It is the reader's responsibility to read various dressage tests in the Dressage IBOP and DG Bar Cup (Part 1 of the IBOP, the movements in Part2 of the IBOP/DG Bar Cup (ages 3-6) and the DG Bar Cup test for 7/8-year olds.

Ring crew Four to six competent handlers with lunge whips to assist the horse in the free movement/jumping ring. The ring crew also sets up the course, changes the heights of the jumps and picks up rails as directed by the jury.

Veterinarian *Each keuring must have a veterinarian on call.* All stallions presented for approval must have blood pulled for drug testing after their presentation is complete. Other random drug testing may be done at the discretion of the jury. No drugs of any kind are allowed!

Blood from all stallions presented for approval must be pulled and drug tested at owner's expense. If there are stallions presented for approval at your keuring, please make arrangements for vet to be there after the stallion's presentation.

Farrier It's a good idea to have a farrier on call for those 'just in case' situations. *Note:* With the exception of two-year old colts and harness horses, horses under three years of age may not wear shoes. Corrective shoes or pads are not allowed for any horse of any age that is being judged.

Braider Some keuring hosts arrange for a braider, let your entrants know either way.

Handlers Keuring hosts usually arrange for a handler to be available. Liz van Woerden has been organizing professional handlers from the Netherlands. Information on their availability will be discussed for scheduling.

First Aid Personnel

First aid should be available on the premises! Medical, EMT, or ambulance services must be on-call and readily available. Phone numbers should be clearly posted in several areas (barn, check-in, arena, etc).

Other requirements:

Measuring – Horses must be measured prior to participating in the studbook inspection and should take place in a flat area that allows efficient and safe "in" and "out" while the jury measures, checks markings and looks for conformational defects that may eliminate the horse. Horses should be lined up, measured and checked before the class.

Parking – needs to be adequate and easily accessible for both participants and spectators.

Public restrooms – need to be available.

Seating – for spectators is a plus. Bales of hay are fine; otherwise encourage people to bring their own chairs.

Food and drink – Refreshments (coffee, tea, water) should be available to entrants and spectators. For a keuring that lasts into the afternoon, food should be available for purchase at the keuring location (good opportunity for a fundraiser for pony clubs/4-H), or the price of lunch can be included with grounds fees.

Get-together – Some hosts like to schedule an informal get-together the evening before, at lunch or right after the keuring, either with or without the jury. If this is something you'd like to do, let us know so that we can check the travel schedule and see if we can fit the jury in.

Scheduling

You can put your own schedule together or KWPN-NA office can do it for you. If you decide to do your own, please send a copy to the office when finalized so that we can: a) confirm it will work, b) confirm that all horses are on the schedule and, c) we can send a copy with the jury. When making your own schedule, keep in mind that:

- Measuring and conformation should go first. Any horses that have their sport predicate will not need to be seen again as they will not do free movement.
- IBOP riding classes should start immediately after measuring. In the more southern locations, IBOPs can be scheduled first to reduce the heat later in the day. Horses that pass their IBOP **will not** do free movement or jumping requirement in the studbook inspection and may be given their results at that time.
- Studbook classes should follow the IBOP tests. Stallions generally go first or last.
- Young horse classes are generally last.

Time guidelines: Young horse classes – ± 5 minutes per horse; Studbook Inspection – Dressage/Harness ± 7 minutes, Hunter Jumper ± 10 per horse, Dressage IBOP Part 1 – ± 10 minutes per horse, Part 2 & DGB Cup – ± 10 minutes times number of horses in the ring; the ridden GES Cup ± 5 is scored simultaneously with the IBOP and the free jumping GES cup is scored simultaneously with the free movement/jumping part of the studbook inspection.

The schedule should be 'flexible', you could either get ahead or fall behind and the schedule must be adjustable accordingly. Horses should follow one another at a good pace without lag time.

1. Studbook classes

Riding Horses:

All Studbook horses are measured, have markings checked and are inspected for conformational defects prior to the class. Stallions usually go either at the beginning or the end. Mares, geldings and stallions are usually grouped by breeding direction and age.

- The jury enters heights and conformation scores into the iPads while horses are shown individually on hard surface. After being shown on the hard surface all horses in the group will...
- **For horses that did not participate in the IBOP**, they will proceed to the free movement/jumping area.
- Horses enter the cage individually in the same order as before and will:
1) be stood up in front of the jury, 2) be turned loose to trot and canter in both directions, 3) jumper/hunter horses go through the jumping chute. When done, the horse again stands in front of the jury. The jury gives commentary on the horse's movement/jumping. Typically the judges will go ahead and give scores, premiums, predicates and ribbons to each horse.
- Ster mares will be asked to come back as a group for keur evaluation. The ringing order is announced, predicates are announced, and ribbons are handed out.

Harness Horses:

Horses will be measured, have markings checked and are inspected for conformational defects prior to the class.

- The jury enters heights and conformation scores into the iPads as the horses are shown individually on hard surface. After being shown on the hard surface all horses in the group will...
- Be shown in-hand on the oval.
- After the individual presentation mares will return as a group for a final walk-around. The ringing order and predicates are announced and the jury will comment on the evaluation and scoring of each mare. Allow approximately 5-6 minutes per horse.

Gelders Horses:

Owners of Gelders horses may choose to either have their horse shown in a dressage/jumper (free jumping required) or harness manner.

2. Classes for young horses

The jury prefers to see foals loose at the side of the dam, if this is not possible they will be shown in-hand only.

Young horses are divided by breeding direction and age if there are sufficient entries. They are first shown individually on the oval and second as a group for the walk around and to be awarded their premiums. Mares and foals are brought in together (each with their own handler), stood up in front of the jury and then turned loose to show at the side of their dam (preferred). The area should be securely fenced and not too large. Allow approximately five minutes per horse.

3. Classes for Stallions

The procedure for stallions (aged 2 and older) is the same as that for mares and geldings. They should be shown and stabled where there are no mares to distract them. Usually the riding portion is after measurement and linear scoring.

KWPN-NA Requirements and Obligations:

The KWPN-NA will ship keuring materials to you prior to the keuring. Ribbons, bridle numbers, and promotional materials will all be included. The Jury Assistant should open the box and take out materials so designated. Items will be clearly marked. There will also be a separate box with a 'thank you' gift for you the host. Please **do not open** that box – don't peek! It should be marked 'do not open'.

- The KWPN-NA will make **flight/car arrangements** and will pay for those as well as hotel costs.
- The KWPN-NA will furnish Keuring hosts with **lists of participants and class entries**, as soon as possible after the final entry deadline (as was said before, this may take some time since the majority of entrants don't sign up until the deadline).
- The KWPN-NA will provide a **program of entries** online that you can print out if so desired. In addition to the entries, the program will also feature a list of horses for sale, a list of owners and jury biographies. Please save the entry booklet for riding test information. It will also be online.
- The KWPN-NA will provide a pdf containing **the movements** for the IBOP part two and DG Bar Cup. It is also available online.
- The KWPN-NA will provide you with Stallion Directories and some **promotional materials** (bumper stickers, crew gifts, etc.) will be furnished. If you have special groups coming, please let us know so we send enough.
- The KWPN-NA will furnish **ribbons/sashes and awards** to cover all entries.
- The KWPN-NA will furnish **bridle numbers** for all horses entered (two per horse).

Measure, stand up start, stand up finish



Walk away, walk back, trot



Blocking off larger arena, jumping set-up outside



Free movement/jumping

